

CERTARA[®]

SIMCYP

Simcyp Publications and Independent Applications List 2022

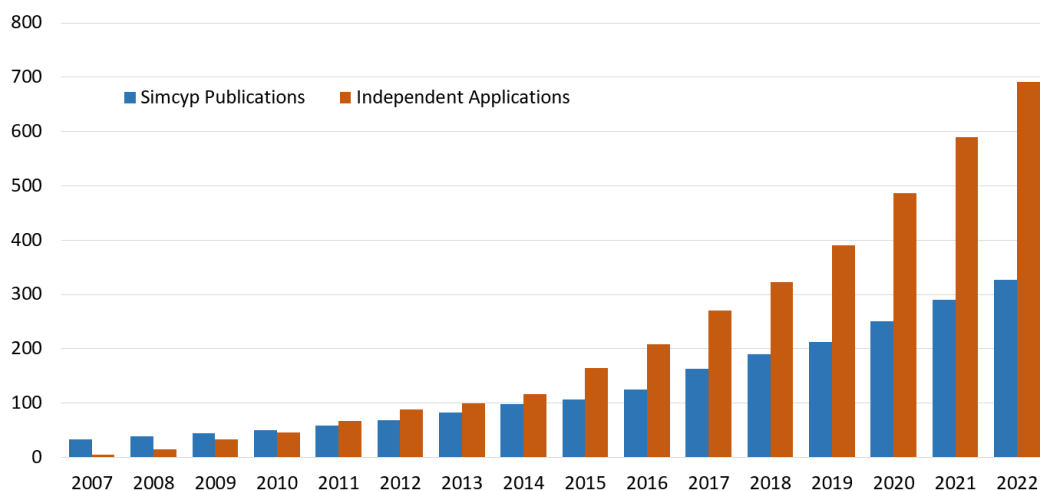


Simcyp Publications and Independent Applications List 2022

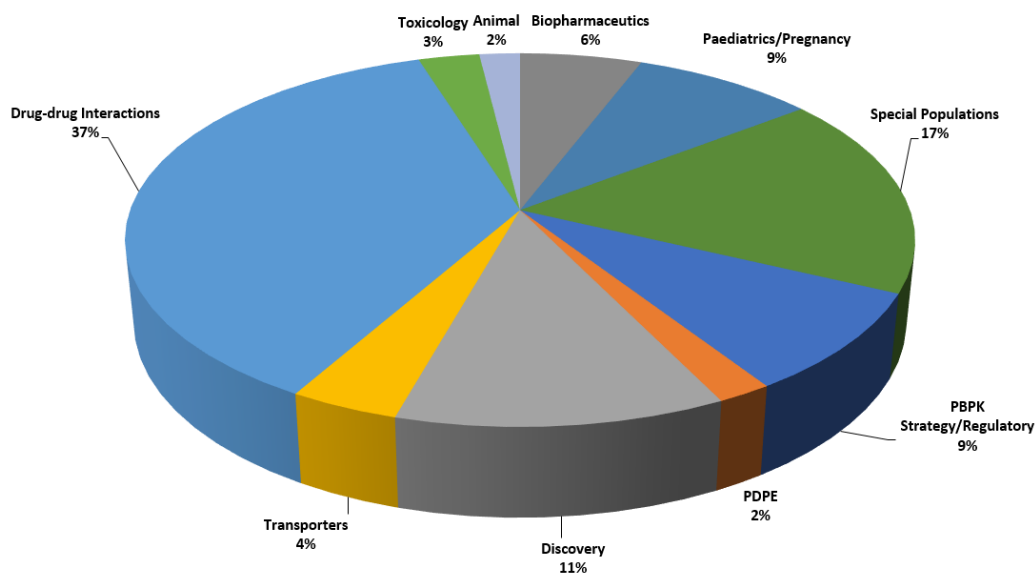
Publications by Simcyp R&D Team (1997 – Present) and Independent Applications of Simcyp by Industry, Academia, and Regulatory Organizations (2007 – Present)

SIMCYP PUBLICATION STATISTICS

Simcyp have over 320 published peer reviewed papers, and since 2007 there have been over 690 Independent Publications applying Simcyp.



The chart below shows the areas in which the Independent Applications have focused since 2021.



SIMCYP 2022 PUBLICATIONS

Vasiliogianni AM, et al.

Quantitative Proteomics of Hepatic Drug-Metabolizing Enzymes and Transporters in Patients With Colorectal Cancer Metastasis. *Clin Pharmacol Ther* 112 (3), 699-710, September 2022

Tan SPF, et al.

Effect of Chronic Kidney Disease on the Renal Secretion via Organic Anion Transporters 1/3: Implications for Physiologically-Based Pharmacokinetic Modeling and Dose Adjustment. *Clin Pharmacol Ther* 112 (3), 643-652, September 2022

Brouwer KLR, et al.

Regulation of Drug Transport Proteins-From Mechanisms to Clinical Impact: A White Paper on Behalf of the International Transporter Consortium. *Clin Pharmacol Ther* 112 (3), 461-484, September 2022

Chu X, et al.

Clinical Implications of Altered Drug Transporter Abundance/Function and PBPK Modeling in Specific Populations: An ITC Perspective. *Clin Pharmacol Ther* 112 (3), 501-526, September 2022

Taskar KS, et al.

Clinical Relevance of Hepatic and Renal P-gp/BCRP Inhibition of Drugs: An International Transporter Consortium Perspective. *Clin Pharmacol Ther* 112 (3), 573-592, September 2022

Kilford P, et al.

Physiologically-Based Pharmacokinetic Models of CYP2D6 Substrate and Inhibitors Nebivolol, Cinacalcet and Mirabegron to Simulate Drug-Drug Interactions. *Eur J Drug Metab Pharmacokinet* 47 (5), 699-710, September 2022

Patel N, et al.

Multi-phase multi-layer mechanistic dermal absorption (MPML MechDermA) model to predict local and systemic exposure of drug products applied on skin. *CPT Pharmacometrics Syst Pharmacol* 11 (8), 1060-1084, August 2022

Ahmed AN, et al.

Examining Physiologically Based Pharmacokinetic Model Assumptions for Cross-Tissue Similarity of Activity per Unit of Enzyme: The Case Example of Uridine 5'-Diphosphate Glucuronosyltransferase. *Drug Metab Dispos* 50 (8), 1119-1125, August 2022

Frechen S and A Rostami-Hodjegan

Quality Assurance of PBPK Modeling Platforms and Guidance on Building, Evaluating, Verifying and Applying PBPK Models Prudently under the Umbrella of Qualification: Why, When, What, How and By Whom? *Pharm Res* 39 (8), 1733-1748, August 2022

Salem F, et al.

Development and application of a pediatric mechanistic kidney model. *CPT Pharmacometrics Syst Pharmacol* 11 (7), 854-866, July 2022

Zhang M, et al.

Understanding Interindividual Variability in the Drug Interaction of a Highly Extracted CYP1A2 Substrate Tizanidine: Application of a Permeability-Limited Multicompartment Liver Model in a Population Based Physiologically Based Pharmacokinetic Framework. *Drug Metab Dispos* 50 (7), 957-967, July 2022

Arora S, et al.

A Mechanistic Absorption and Disposition Model of Ritonavir to Predict Exposure and Drug-Drug Interaction Potential of CYP3A4/5 and CYP2D6 Substrates. *Eur J Drug Metab Pharmacokinet* 47 (4), 483-495, July 2022

Vasiliogianni AM, et al.

Proteomic quantification of perturbation to pharmacokinetic target proteins in liver disease. *J Proteomics* 263 104601, July 2022

Ezuruike U, et al.

Guide to development of compound files for PBPK modeling in the Simcyp population-based simulator. *CPT Pharmacometrics Syst Pharmacol* 11 (7), 805-821, July 2022

Kilford PJ, et al.

Prediction of CYP-mediated DDIs involving inhibition: Approaches to address the requirements for system qualification of the Simcyp Simulator. *CPT Pharmacometrics Syst Pharmacol* 11 (7), 822-832, July 2022

Chen KF, et al.

PBPK modelling to predict drug-biologic interactions with cytokine modulators: Are these relevant and is IL-6 enough? *Drug Metab Dispos Epub Ahead of Print* July 2022

Gill KL and HM Jones

Opportunities and Challenges for PBPK Model of mAbs in Paediatrics and Pregnancy. *AAPS J* 24 (4), 72, June 2022

Achour B, et al.

Liquid Biopsy for Patient Characterization in Cardiovascular Disease: Verification against Markers of Cytochrome P450 and P-Glycoprotein Activities. *Clin Pharmacol Ther* 111 (6), 1268-1277, June 2022

Vasiliogianni AM, et al.

A family of QconCATs (Quantification conCATemers) for the quantification of human pharmacological target proteins. *J Proteomics* 261 104572, June 2022

Barber J, et al.

Label-Free but Still Constrained: Assessment of Global Proteomic Strategies for the Quantification of Hepatic Enzymes and Transporters. *Drug Metab Dispos* 50 (6), 762-769, June 2022

Taggi V, et al.

Transporter Regulation in Critical Protective Barriers: Focus on Brain and Placenta. *Pharmaceutics* 14 (7), June 2022

Abduljalil K, et al.

Prediction of Maternal and Fetal Acyclovir, Emtricitabine, Lamivudine, and Metformin Concentrations during Pregnancy Using a Physiologically Based Pharmacokinetic Modeling Approach. *Clin Pharmacokinet* 61 (5), 725-748, May 2022

SIMCYP 2021 PUBLICATIONS

Abduljalil K, et al.

Application of a Physiologically Based Pharmacokinetic Approach to Predict Theophylline Pharmacokinetics Using Virtual Non-Pregnant, Pregnant, Fetal, Breast-Feeding, and Neonatal Populations. *Front Pediatr* 10 840710, May 2022

Harwood MD, et al.

Application of Physiologically Based Pharmacokinetic and Pharmacodynamic (PBPK/PD) Modeling Comprising Transporters: Delineating the Role of Various Factors in Drug Disposition and Toxicity. In: *Drug Transporters: Molecular Characterization and Role in Drug Disposition 3rd edn.* (eds. G. You, M. E. Morris and B. Wang) (Wiley, 2022)

Abduljalil K, et al.

Prediction of Maternal and Fetoplacental Concentrations of Cefazolin, Cefuroxime, and Amoxicillin during Pregnancy Using Bottom-Up Physiologically Based Pharmacokinetic Models. *Drug Metab Dispos* 50 (4), 386-400, April 2022

Murphy WA, et al.

Considerations for Physiologically Based Modeling in Liver Disease: From Nonalcoholic Fatty Liver (NAFL) to Nonalcoholic Steatohepatitis (NASH). *Clin Pharmacol Ther* Epub Ahead of Print April 2022

Patel N, et al.

Application of the Simcyp Population-Based PBPK Simulator to the Modelling of MR Formulations. In: *Oral Drug Delivery for Modified Release Formulations* (eds. E. S. Kostewicz, M. Vertzoni, H. A. Benson and M. S. Roberts) (Wiley, 2022)

Darwich AS, et al.

The interplay between drug release and intestinal gut-wall metabolism. In: *Oral Drug Delivery for Modified Release Formulations* (eds. E. S. Kostewicz, M. Vertzoni, H. A. Benson and M. S. Roberts) (Wiley, 2022)

Vasiliogianni AM, et al.

Proteomics of colorectal cancer liver metastasis: A quantitative focus on drug elimination and pharmacodynamics effects. *Br J Clin Pharmacol* 88 (4), 1811-1823, February 2022

Murata Y, et al.

In Vitro to In Vivo Extrapolation Linked to Physiologically Based Pharmacokinetic Models for Assessing the Brain Drug Disposition. *AAPS J* 24 (1), 28, January 2022

Bego M, et al.

Proof of Concept in Assignment of Within-Subject Variability During Virtual Bioequivalence Studies: Propagation of Intra-Subject Variation in Gastrointestinal Physiology Using Physiologically Based Pharmacokinetic Modeling. *AAPS J* 24 (1), 21, January 2022

Pan X, et al.

Unraveling pleiotropic effects of rifampicin by using physiologically based pharmacokinetic modeling: Assessing the induction magnitude of P-glycoprotein-cytochrome P450 3A4 dual substrates. *CPT Pharmacometrics Syst Pharmacol* 10 (12), 1485-1496, December 2021

Sibylle Neuhoff et al.

Application of proteomic data in the translation of in vitro observations to associated clinical outcomes. *Drug Discovery Today* 39, 13-22, December 2021

Rowland Yeo K and Berglund Eva

An Integrated Approach for Assessing the Impact of Renal Impairment on Pharmacokinetics of Drugs in Development: Pivotal Role of PBPK Modelling. *Clinical Pharmacology and Therapeutics* 110 (5), 1168-1171, November 2021

Humphries H, et al.

Development of physiologically-based pharmacokinetic models for standard of care and newer tuberculosis drugs. *CPT Pharmacometrics Syst Pharmacol* 10 (11), 1382-1395, November 2021

Lee J, et al.

Public Workshop Summary Report on Fiscal Year 2021 Generic Drug Regulatory Science Initiatives: Data Analysis and Model-Based Bioequivalence. *Clin Pharmacol Ther* 110 (5), 1190-1195, November 2021

Al-Majdoub ZM, et al.

Quantitative Proteomic Map of Enzymes and Transporters in the Human Kidney: Stepping Closer to Mechanistic Kidney Models to Define Local Kinetics. *Clin Pharmacol Ther* 110 (5), 1389-1400, November 2021

Giorgi M et al.

Application of quantitative systems pharmacology to guide the optimal dosing of COVID-19 vaccines. *CPT Pharmacometrics and Systems Pharmacology* 10 (10), 1130-1133, October 2021

Bonner J et al.

Development and verification of an endogenous PBPK model to inform hydrocortisone replacement dosing in children and adults with cortisol deficiency. *European Journal of Pharmaceutical Sciences* 165, 105913, October 2021

Trevor N Johnson et al.

A best practice framework for applying physiologically-based pharmacokinetic modeling to pediatric drug development. *CPT Pharmacometrics and Systems Pharmacology* 10 (9), 967-972, September 2021

Kharidia J, et al.

Evaluation of Drug-Drug Interaction Liability for Buprenorphine Extended-Release Monthly Injection Administered by Subcutaneous Route. *Clinical Pharmacology in Drug Development* 10 (9), 1064-1074, September 2021

Eman El-Khateeb et al.

Review article: time to revisit Child-Pugh score as the basis for predicting drug clearance in hepatic impairment. *Alimentary Pharmacology and Therapeutics* 54 (4), 388-401, August 2021

Abduljalil K et al.

Prediction of drug concentrations in milk during breastfeeding, integrating predictive algorithms within a physiologically-based pharmacokinetic model. *CPT Pharmacometrics and Systems Pharmacology* 10 (8), 878-889, August 2021.

Chirumamilla SK et al.

Mechanistic PBPK Modelling to Predict the Advantage of the Salt Form of a Drug When Dosed with Acid Reducing Agents. *Pharmaceutics* 13 (8), 1169, July 2021

Areti-Maria V et al.

Hepatic Scaling Factors for In Vitro-In Vivo Extrapolation of Metabolic Drug Clearance in Patients with Colorectal Cancer with Liver Metastasis. *Drug Metabolism and Disposition* 49 (7), 563-571, May 2021

Abduljalil K, et al.

Fetal Physiologically Based Pharmacokinetic Models: Systems Information on Fetal Cardiac Output and Its Distribution to Different Organs during Development. *Clinical Pharmacokinetics* 60 (6), 741-757, June 2021

Annie Delaunois et al.

Applying the CiPA approach to evaluate cardiac proarrhythmia risk of some antimalarials used off-label in the first wave of COVID-19. *Clin Transl Sci.* 14 (3), 1133-1146, 2021 May

Segregur D, et al.

Evaluating the impact of acid-reducing agents on drug absorption using biorelevant in vitro tools and PBPK modeling-case example dipyridamole. *European Journal of Pharmaceutical Sciences* 160, 105750, May 2021

Rostami-Hodjegan A and Bois F

Opening a debate on open-source modeling tools: Pouring fuel on fire versus extinguishing the flare of a healthy debate. *CPT Pharmacometrics and Systems Pharmacology* 10(5), 420-427, May 2021

Delaunois A, et al.

Applying the CiPA approach to evaluate cardiac proarrhythmia risk of some antimalarials used off label in the first wave of COVID-19. *Clinical and Translational Science* 14 (3), 1133-1146, May 2021

Ahmad A, et al.

Population pharmacokinetic modeling and simulation to support qualification of pyridoxic acid as endogenous biomarker of OAT1/3 renal transporters. *CPT Pharmacometrics and Systems Pharmacology* 10(5), 467-477, May 2021

Fang W, et al.

Scientific considerations to move towards biowaiver for biopharmaceutical classification system class III drugs: How modeling and simulation can help. *Biopharmaceutics and Drug Disposition* 42(4), 118-127, April 2021

Siméon S, et al.

Multistate models of developmental toxicity: Application to valproic acid-induced malformations in the zebrafish embryo. *Toxicology and Applied Pharmacology* 414, 115424, March 2021

Daali Y, et al.

Editorial: Precision Medicine: Impact of Cytochromes P450 and Transporters Genetic Polymorphisms, Drug-Drug Interactions, Disease on Safety and Efficacy of Drugs. *Front Pharmacol* 12 834717, January 2021

Rowland Yeo K and Venkatakrishnan K

Physiologically-Based Pharmacokinetic Models as Enablers of Precision Dosing in Drug Development: Pivotal Role of the Human Mass Balance Study. *Clinical Pharmacology and Therapeutics* 109 (1), 51-54, January 2021

Couto N, et al.

Label-Free Quantitative Proteomics and Substrate-Based Mass Spectrometry Imaging of Xenobiotic Metabolizing Enzymes in Ex Vivo Human Skin and a Human Living Skin Equivalent Model. *Drug Metabolism and Disposition* 49 (1), 39-52, January 2021

Achour B, et al

Liquid Biopsy Enables Quantification of the Abundance and Interindividual Variability of Hepatic Enzymes and Transporters. *Clinical Pharmacology and Therapeutics* 109 (1), 222-232, January 2021

Darwich A, et al.

Model-Informed Precision Dosing: Background, Requirements, Validation, Implementation, and Forward Trajectory of Individualizing Drug Therapy. *Annual Review of Pharmacology and Toxicology* 61, 225-245, January 2021

SIMCYP 2020 PUBLICATIONS

Paraiso RLM, et al.

The use of PBPK/PD to establish clinically relevant dissolution specifications for zolpidem immediate release tablets. *European Journal of Pharmaceutical Sciences* 155, 105534, December 2020

El-Khateeb E, et al.

Physiological-based pharmacokinetic modeling trends in pharmaceutical drug development over the last 20-years; in-depth analysis of applications, organizations, and platforms. *Biopharmaceutics and Drug Disposition* 42 (4), 107-117, December 2020

Al-Majdoub Z, et al.

Mass spectrometry-based abundance atlas of ABC transporters in human liver, gut, kidney, brain and skin. *FEBS Letters* 594 (23), 4134-4150, December 2020

Ahmad A, et al.

IMI- Oral biopharmaceutics tools project- Evaluation of bottom-up PBPK prediction success part 4: Prediction accuracy and software comparisons with improved data and modelling strategies. *European Journal of Pharmaceutics and Biopharmaceutics* 156, 50-63, November 2020

Loisios-Konstantinidis I, et al.

Physiologically Based Pharmacokinetic/Pharmacodynamic Modeling to Predict the Impact of CYP2C9 Genetic Polymorphisms, Co-Medication and Formulation on the Pharmacokinetics and Pharmacodynamics of Flurbiprofen. *Pharmaceutics* 12 (11), 1049, November 2020

Reddy VP, et al.

Pharmacokinetics under the COVID-19 storm. *British Journal of Clinical Pharmacology* Epub Ahead of Print, November 2020

Takita H, et al.

Application of the Nested Enzyme-Within-Enterocyte (NEWE) Turnover Model for Predicting the Time Course of Pharmacodynamic Effects. *CPT Pharmacometrics and Systems Pharmacology* 9 (11), 617-627, November 2020

Rostami-Hodjegan A and S Toon

PBPK as a Component of Model-Informed Drug Development: Where We Were, Where We Are, and Where We Are Heading. *The Journal of Clinical Pharmacology* 60 (S1), S12-S16, November 2020

De Sousa Mendes M, et al.

A laboratory specific scaling factor to predict the in vivo human clearance of aldehyde oxidase substrates. *Drug Metabolism and Disposition* 48 (11), 1231-1238, November 2020

Elmorsi Y, et al.

Proteomic characterisation of drug metabolising enzymes and drug transporters in pig liver. *Xenobiotica* 50 (10), 1208-1219, October 2020

Al-Majdoub Z, et al.

Quantification of Proteins Involved in Intestinal Epithelial Handling of Xenobiotics. *Clinical Pharmacology and Therapeutics* 109 (4), 1136-1146, October 2020

Jamei M, et al.

Current status and future opportunities for incorporation of dissolution data in pbpk modeling for pharmaceutical development and regulatory applications: orbito consortium commentary. *European Journal of Pharmaceutics and Biopharmaceutics* 155, 55-68, October 2020

El-Khateeb E, et al.

Scaling Factors for Clearance in Adult Liver Cirrhosis. *Drug Metabolism and Disposition* 48 (12), 1271-1282, September 2020

Puttrevu S, et al.

Physiologically Based Pharmacokinetic Modeling of Transdermal Selegiline and Its Metabolites for the Evaluation of Disposition Differences between Healthy and Special Populations. *Pharmaceutics* 12 (10), 942, September 2020

Salem F, et al.

Does "Birth" as an Event Impact Maturation Trajectory of Renal Clearance via Glomerular Filtration? Reexamining Data in Preterm and Full-Term Neonates by Avoiding the Creatinine Bias. *Journal of Clinical Pharmacology* September 2020

Abduljalil K, et al.

Prediction of maternal pharmacokinetics using physiologically based pharmacokinetic models: assessing the impact of the longitudinal changes in the activity of CYP1A2, CYP2D6 and CYP3A4 enzymes during pregnancy. *Journal of Pharmacokinetics and Pharmacodynamics* 47 (4), 361-383, August 2020

Abduljalil K and RKS Badhan

Drug dosing during pregnancy-opportunities for physiologically based pharmacokinetic models. *Journal of Pharmacokinetics and Pharmacodynamics* 47 (4), 319-340, August 2020

Johnson TN, et al.

Use of a physiologically based pharmacokinetic-pharmacodynamic model for initial dose prediction and escalation during a paediatric clinical trial. *British Journal of Clinical Pharmacology* August 2020

Abrahamsson B, et al.

Six years of progress in the oral biopharmaceutics area- A summary from the IMI OrBiTo project. *European Journal of Pharmaceutics and Biopharmaceutics* 152 236-247, July 2020

Arora S, et al.

Biopharmaceutic In Vitro In Vivo Extrapolation (IVIV_E) Informed Physiologically-Based Pharmacokinetic Model of Ritonavir Norvir Tablet Absorption in Humans Under Fasted and Fed State Conditions. *Molecular Pharmaceutics* 17 (7), 2329-2344, July 2020

Bois FY, et al.

Well-tempered MCMC simulations for population pharmacokinetic models. *Journal of Pharmacokinetics and Pharmacodynamics* July 2020

Liu D, et al.

Considerations and Caveats when Applying Global Sensitivity Analysis Methods to Physiologically Based Pharmacokinetic Models. *AAPS J* 22 (5), 93, July 2020

Achour B, et al.

Mass Spectrometry of Human Transporters. *Annual Review of Analytical Chemistry* (Palo Alto, Calif.) 13 (1), 223-247, June 2020

Rowland Yeo K, et al.

Impact of Disease on Plasma and Lung Exposure of Chloroquine, Hydroxychloroquine and Azithromycin: Application of PBPK Modeling. *Clinical Pharmacology and Therapeutics* June 2020

Abduljalil K, et al.

Fetal Physiologically Based Pharmacokinetic Models: Systems Information on Fetal Blood Components and Binding Proteins. *Clinical Pharmacokinetics* 59 (5), 629-642, May 2020

Pan X, et al.

Development and Application of a Physiologically-Based Pharmacokinetic Model to Predict the Pharmacokinetics of Therapeutic Proteins from Full-term Neonates to Adolescents. *AAPS J* 22 (4), 76, May 2020

Suarez-Sharp S, et al.

Translational Modeling Strategies for Orally Administered Drug Products: Academic, Industrial and Regulatory Perspectives. *Pharmaceutical Research* 37 (6), 95, May 2020

Taskar KS, et al.

Physiologically-Based Pharmacokinetic Models for Evaluating Membrane Transporter Mediated Drug-Drug Interactions: Current Capabilities, Case Studies, Future Opportunities, and Recommendations. *Clinical Pharmacology and Therapeutics* 107 (5), 1082-1115, May 2020

Abduljalil K, et al.

A Preterm Physiologically Based Pharmacokinetic Model. Part I: Physiological Parameters and Model Building. *Clinical Pharmacokinetics* 59 (4), 485-500, April 2020

Abduljalil K, et al.

Preterm Physiologically Based Pharmacokinetic Model. Part II: Applications of the Model to Predict Drug Pharmacokinetics in the Preterm Population. *Clinical Pharmacokinetics* 59 (4), 501-518, April 2020

Couto N, et al.

Quantitative Proteomics of Clinically Relevant Drug-Metabolizing Enzymes and Drug Transporters and Their Intercorrelations in the Human Small Intestine. *Drug Metabolism and Disposition: The Biological Fate of Chemicals* 48 (4), 245-254, April 2020

Polasek TM and A Rostami-Hodjegan

Virtual Twins: Understanding the Data Required for Model-Informed Precision Dosing. *Clinical Pharmacology and Therapeutics* 107 (4), 742-745, April 2020

Simeon S, et al.

Development of a generic zebrafish embryo PBPK model and application to the developmental toxicity assessment of valproic acid analogs. *Reproductive Toxicology* 93 219-229, April 2020

Stamatopoulos K, et al.

Population-Based PBPK Model for the Prediction of Time-Variant Bile Salt Disposition within GI Luminal Fluids. *Molecular Pharmaceutics* 17 (4), 1310-1323, April 2020

Jamei M

Where Do PBPK Models Stand in Pharmacometrics and Systems Pharmacology? *CPT Pharmacometrics Syst Pharmacol* 9 (2), 75-76, February 2020

Fayyaz A, et al.

Ocular Intracameral Pharmacokinetics for a Cocktail of Timolol, Betaxolol, and Atenolol in Rabbits. *Molecular Pharmaceutics* 17 (2), 588-594, February 2020

Barber J, et al.

Characterization of CYP2B6 K262R allelic variants by quantitative allele-specific proteomics using a QconCAT standard. *Journal of Pharmaceutical and Biomedical Analysis* 178 112901, January 2020

Ferreira S, et al.

Quantitative Systems Toxicology Modeling To Address Key Safety Questions in Drug Development: A Focus of the TransQST Consortium. *Chemical Research in Toxicology* 33 (1), 7-9, January 2020

Li Z, et al.

General Principles for the Validation of Proarrhythmia Risk Prediction Models: An Extension of the CiPA In Silico Strategy. *Clinical Pharmacology and Therapeutics* 107 (1), 102-111, January 2020

Wiśniowska B, et al.

An Open-Access Dataset of Thorough QT Studies Results. *Data* 5 (1), January 2020

SIMCYP 2019 PUBLICATIONS

De Sousa Mendes M & Chetty M

Are Standard Doses of Renally-Excreted Antiretrovirals in Older Patients Appropriate: A PBPK Study Comparing Exposures in the Elderly Population With Those in Renal Impairment. *Drugs R D* 19 (4), 339-350, December 2019.

Polasek TM, et al.

Precision medicine technology hype or reality? The example of computer-guided dosing. *F1000Res* 8, 1709, December 2019.

Tylutki Z, et al.

CardiacPBPK: A tool for the prediction and visualization of time-concentration profiles of drugs in heart tissue. *Computers in Biology and Medicine* 115, 103484, December 2019.

Codaccioni M, et al.

Placental transfer of xenobiotics in pregnancy physiologically based pharmacokinetic models: Structure and data. *Computational Toxicology* 12, November 2019.

Kierzek AM, et al.

A Quantitative Systems Pharmacology Consortium Approach to Managing Immunogenicity of Therapeutic Proteins. *CPT: Pharmacometrics & Systems Pharmacology* 8 (11), 773-776, November 2019.

El-Khateeb, et al.

Quantitative mass spectrometry-based proteomics in the era of model-informed drug development: Applications in translational pharmacology and recommendations for best practice. *Pharmacology & Therapeutics* 203, 107397, November 2019.

Martinez M, et al.

Workshop Report: USP Workshop on Exploring the Science of Drug Absorption. *Dissolution Technologies* August 2019.

Fisher C, et al.

VIVD: Virtual *in vitro* distribution model for the mechanistic prediction of intracellular concentrations of chemicals in *in vitro* toxicity assays. *Toxicology in vitro* 58, 42-50, August 2019.

Harwood M, et al.

The Regional-Specific Relative and Absolute Expression of Gut Transporters in Adult Caucasians: A Meta-Analysis. *Drug Metabolism & Disposition* 47(8), 854-864, August 2019.

Pade D, et al.

Danazol Oral Absorption Modelling in the Fasted Dog: An Example of Mechanistic Understanding of Formulation Effects on Drug Pharmacokinetics. *European Journal of Pharmaceutics and Biopharmaceutics* 141, 191-209, August 2019.

Ke AB, et al.

Evaluation of Maternal Drug Exposure Following the Administration of Antenatal Corticosteroids During Late Pregnancy Using Physiologically-Based Pharmacokinetic Modeling. *Clinical Pharmacology & Therapeutics* 106(1), 164-173, July 2019.

Polak S, et al.

Better prediction of the local concentration–effect relationship: the role of physiologically based pharmacokinetics and quantitative systems pharmacology and toxicology in the evolution of model-informed drug discovery and development. *Drug Discovery Today* 24(7), 1344-1354, July 2019.

Venkatakrishnan K, et al.

Come Dance With Me: Transformative Changes in the Science and Practice of Drug-Drug Interactions. *Clinical Pharmacology & Therapeutics* 105(6), 1272-1278, June 2019.

Graepel R, et al.

Paradigm shift in safety assessment using new approach methods: The EU-ToxRisk strategy. *Current Opinion in Toxicology* 15, 33-39, June 2019.

Chetty M.

Large molecules with large pharmacokinetic variability: progress in pursuit of key considerations for intersubject variability. *International Journal of Pharmacokinetics* 3(2), May 2018.

Machavaram K, et al.

Simulating the Impact of Elevated Levels of Interleukin-6 on the Pharmacokinetics of Various CYP450 Substrates in Patients with Neuromyelitis Optica or Neuromyelitis Optica Spectrum Disorders in Different Ethnic Populations. *The AAPS Journal* 21(3), 42, May 2019.

Darwich AS, et al.

The nested enzyme-within-enterocyte (NEWE) turnover model for predicting dynamic drug and disease effects on the gut wall. *European Journal of Pharmaceutical Sciences* 131, 195-207, April 2019.

Pathak S, et al.

Biopharmaceutic IVIVE– Mechanistic Modelling of Single- and Two-Phase *In vitro* Experiments to Obtain Drug-Specific Parameters for Incorporation into PBPK Models. *Journal of Pharmaceutical Sciences* 108(4), 1604-1618, April 2019.

Li Z, et al.

Modeling Exposure to Understand and Predict Kidney Injury. *Seminars in Nephrology* 39 (2), 176-189, March 2019.

Al-Majdoub ZM, et al.

Proteomic Quantification of Human Blood-Brain Barrier SLC and ABC Transporters in Healthy Individuals and Dementia Patients. *Molecular Pharmaceutics* 16(3), 1220-1233, March 2019.

Li Z, et al.

Modeling Exposure to Understand and Predict Kidney Injury. *Seminars in Nephrology* 39 (2), 176-189, March 2019.

Abduljalil K, et al.

Fetal Physiologically Based Pharmacokinetic Models: Systems Information on the Growth and Composition of Fetal Organs. *Clinical Pharmacokinetics* 58(2), 235-262, February 2019.

Doki K, et al.

Assessing Potential Drug-Drug Interactions Between Dabigatran Etxilate and a P-Glycoprotein Inhibitor in Renal Impairment Populations Using Physiologically Based Pharmacokinetic Modeling. *CPT: Pharmacometrics & Systems Pharmacology* 8(2), 118-126, February 2019.

Polasek TM, et al.

Precision dosing to avoid adverse drug reactions. *Therapeutic Advances in Drug Safety* 10 2042098619894147, January 2019.

Polasek TM, et al.

What Does it Take to Make Model-Informed Precision Dosing Common Practice? Report from the 1st Asian Symposium on Precision Dosing. *The AAPS Journal* 21(2), 17, January 2019.

Johnson TN, et al.

Development of a physiologically based pharmacokinetic model for mefloquine and its application alongside a clinical effectiveness model to select an optimal dose for prevention of malaria in young Caucasian children. *British Journal of Clinical Pharmacology* 85(1), 100-113, January 2019.

Polasek TM, et al.

Precision dosing to avoid adverse drug reactions. *Ther Adv Drug Saf* 10 2042098619894147, January 2019.

SIMCYP 2018 PUBLICATIONS

Ezuruike U, et al.

Risk-Benefit Assessment of Ethinylestradiol Using a Physiologically Based Pharmacokinetic Modeling Approach. *Clinical Pharmacology and Therapeutics* 104(6), 1229-1239, December 2018.

Standing JF, et al.

Comment on "Effect of Age-Related Factors on the Pharmacokinetics of Lamotrigine and Potential Implications for Maintenance Dose Optimisation in Future Clinical Trials". *Clinical Pharmacokinetics* 57(11), 1471-1472, November 2018.

Chetty M, et al.

Physiologically based pharmacokinetic modelling to guide drug delivery in older people. *Advanced Drug Delivery Reviews* Rev 135, 85-96, October 2018.

Feng K & Leary RH.

Personalized medicine in digital innovation. *International Journal of Pharmacokinetics* 3(4), 103-106, November 2018.

Patel N, et al.

Real Patient and its Virtual Twin: Application of Quantitative Systems Toxicology Modelling in the Cardiac Safety Assessment of Citalopram. *The AAPS Journal* 20(1), 6, November 2018.

Mikkelsen CR, et al.

Utilizing Postmortem Drug Concentrations in Mechanistic Modeling and Simulation of Cardiac Effects: a Proof of Concept Study with Methadone. *Toxicology Mechanisms and Methods* 28(8), 555-562, October 2018.

Cristofolletti R, et al.

Past, Present, and Future of Bioequivalence: Improving Assessment and Extrapolation of Therapeutic Equivalence for Oral Drug Products. *Journal of Pharmaceutical Sciences* 107(10), 2519-2530, October 2018.

Tylutki Z, et al.

Physiologically Based Pharmacokinetic-Quantitative Systems Toxicology and Safety (PBPK-QSTS) Modeling Approach Applied to Predict The Variability of Amitriptyline Pharmacokinetics and Cardiac Safety in Populations and Individuals. *Journal of Pharmacokinetics and Pharmacodynamics* 45(5), 663-677, October 2018.

Chetty M, et al.

Physiologically based pharmacokinetic modelling to guide drug delivery in older people. *Adv Drug Deliv Rev* 135 85-96, October 2018.

Abduljalil K, et al.

Fetal Physiologically-Based Pharmacokinetic Models: Systems Information on Fetal Biometry and Gross Composition. *Clinical Pharmacokinetics* 57(9), 1149-1171, September 2018.

Al Feteisi H, et al.

Identification and quantification of blood-brain barrier transporters in isolated rat brain microvessels. *Journal of Neurochemistry* 146(6), 670-685, September 2018.

Maldonado EM, et al.

Multi-scale, whole-system models of liver metabolic adaptation to fat and sugar in non-alcoholic fatty liver disease. *NPJ Systems Biology and Applications* 4(1), 33, August 2018.

Polasek TM, et al.

Precision Dosing in Clinical Medicine: Present and Future. *Expert Review of Clinical Pharmacology* 11(8), 743-746, August 2018.

Shebley M, et al.

Physiologically Based Pharmacokinetic Model Qualification and Reporting Procedures for Regulatory Submissions: A Consortium Perspective. *Clinical Pharmacology and Therapeutics* 104(1), 88-110, July 2018.

Emoto C, et al.

PBPK Model of Morphine Incorporating Developmental Changes in Hepatic OCT1 and UGT2B7 Proteins to Explain the Variability in Clearances in Neonates and Small Infants. *CPT: Pharmacometrics & Systems Pharmacology* 7(7), 464-473, July 2018.

Patel N, et al.

Virtual Thorough QT (TQT) Trial—Extrapolation of *In vitro* Cardiac Safety Data to *In vivo* Situation Using Multi-Scale Physiologically Based Ventricular Cell-wall Model Exemplified with Tolterodine and Fesoterodine. *The AAPS Journal* 20(5), 83, July 2018.

Neuhoff S, et al.

Was 4 β -hydroxycholesterol Ever Going to be a Useful Marker of CYP3A4 Activity? *British Journal of Clinical Pharmacology* 84(7), 1620-1621, July 2018.

Wedagedera J & Burroughs NJ

Comparison of a dual strategy for T-cell activation under inhibition of the CD4 receptor. *Journal of Biological Systems* 26(2), 321-338, June 2018.

Polak S, et al.

Quantitative approach for cardiac risk assessment and interpretation in tuberculosis drug development. *Journal of Pharmacokinetics and Pharmacodynamics* 45(3), 457-467, June 2018.

Hermann R, et al.

Core entrustable professional activities in clinical pharmacology: Pearls for clinical practice: Drug-drug and food-drug interactions. *Journal of Clinical Pharmacology* 58(6), 704-716, June 2018.

Brussee JM, et al.

First-pass CYP3A-mediated metabolism of midazolam in the gut wall and liver in preterm neonates. *CPT: Pharmacometrics & Systems Pharmacology* 7(6), 374-383, June 2018.

Achour B, et al.

Data generated by quantitative liquid chromatography-mass spectrometry proteomics are only the start and not the endpoint: Optimization of quantitative concatemer-based measurement of hepatic uridine-5'-diphosphate-glucuronosyltransferase enzymes with reference to catalytic activity. *Drug Metabolism & Disposition* 46(6), 805-812, June 2018.

Scotcher D, et al.

Microsomal and cytosolic scaling factors in dog and human kidney cortex and application for *in vitro-in vivo* extrapolation of renal metabolic clearance. *Drug Metabolism and Drug Disposition* 45(5), 556-568, May 2018.

Rostami-Hodjegan A

Revisiting principles behind drug clearance and organ extraction. *Clinical Pharmacology & Therapeutics* 103(3), 388-389, March 2018.

Calvier EAM, et al.

Drugs being eliminated via the same pathway will not always require similar pediatric dose adjustments. *CPT: Pharmacometrics & Systems Pharmacology* 7(3), 175-185, March 2018.

Patel N, et al.

Towards Bridging Translational Gap in Cardiotoxicity Prediction: an Application of Progressive Cardiac Risk Assessment Strategy in TdP Risk Assessment of Moxifloxacin. *The AAPS Journal* 20(3), 47, March 2018.

Chetty M, et al.

Application of physiologically-based pharmacokinetic (PBPK) modeling within a Bayesian framework to identify poor metabolizers of efavirenz (PM), using a test dose of efavirenz. *Frontiers in Pharmacology* 9, 247, March 2018.

Johnson TN, et al.

Development and applications of a physiologically-based model of pediatric oral drug absorption. *European Journal of Pharmaceutical Sciences* 115, 57-67, March 2018.

Ke A, et al.

Drug dosing in pregnant women: Challenges and opportunities in using physiologically-based pharmacokinetic modeling and simulations. *CPT: Pharmacometrics and Systems Pharmacology* 7(2), 103-110, February 2018.

Rostami-Hodjegan A

Reverse translation in PBPK and QSP: Going backwards in order to go forward with confidence. *Clinical Pharmacology & Therapeutics* 103(2), 224-232, February 2018.

Polak S, et al.

Quantitative Assessment of the Physiological Parameters Influencing QT Interval Response to Medication: Application of Computational Intelligence Tools. *Computational Mathematical Methods in Medicine* 2018, 3719703, January 2018.

SIMCYP 2017 PUBLICATIONS

Hens B, et al.

In silico modeling approach for the evaluation of gastrointestinal dissolution, supersaturation, and precipitation of posaconazole. *Molecular Pharmaceutics* 14(12), 4321-4333, December 2017.

Johnson TN, et al.

Bioavailability of oral hydrocortisone corrected for binding proteins and measured by LC-MS/MS using serum cortisol and salivary cortisone. *Journal of Bioequivalence and Bioavailability* 10(1), 1-3, December 2017.

Pathak S, et al.

Model-based analysis of biopharmaceutical experiments to improve mechanistic oral absorption modeling—An integrated *in vitro-in vivo* extrapolation (IVIV_E) perspective using ketoconazole as a model drug. *Molecular Pharmaceutics* 14(12), 4305-4320, December 2017.

Leist M, et al.

Adverse outcome pathways: Opportunities, limitations and open questions. *Archives of Toxicology* 91(11), 3477-3505, November 2017.

Maldonado E, et al.

Integration of genome scale metabolic networks and gene regulation of metabolic enzymes with physiologically-based pharmacokinetics. *CPT: Pharmacometrics & Systems Pharmacology* 6(11), 732-746, November 2017.

Patel N, et al.

Real patient and its virtual twin: Application of quantitative systems toxicology modeling in the cardiac safety assessment of citalopram. *The AAPS Journal* 20(1), 6, November 2017.

Wiśniowska B, et al.

Thorough QT (TQT) studies: Concordance with torsadogenesis and an evolving cardiac safety testing paradigm. *Drug Discovery Today* 22(10), 1460-1465, October 2017.

Musther H, et al.

The constraints, construction, and verification of a strain-specific physiologically-based pharmacokinetic rat model. *Journal of Pharmaceutical Sciences* 106(9), 2826-2838, September 2017.

Zhou W, et al.

Development of a physiologically-based pharmacokinetic model to predict the effects of flavin-containing monooxygenase 3 (FMO3) polymorphisms on itopride exposure. *Biopharmaceutics and Drug Disposition* 38(6), 389-393, September 2017.

Zhang Z, et al.

Development of a novel maternal–fetal physiologically-based pharmacokinetic model I: Insights into factors that determine fetal drug exposure through simulations and sensitivity analyses. *Drug Metabolism & Disposition* 45(8), 920-938, August 2017.

Doki K, et al.

Virtual bioequivalence for achlorhydric subjects: The use of PBPK modeling to assess the formulation-dependent effect of achlorhydria. *European Journal of Pharmaceutical Sciences* 109, 111-120, August 2017.

Zhang X, et al.

Mechanistic oral absorption modeling and simulation for formulation development and bioequivalence evaluation: Report of an FDA public workshop. *CPT: Pharmacometrics & Systems Pharmacology* 6(8), 492-495, August 2017.

Rose R, et al.

Incorporation of the time-varying postprandial increase in splanchnic blood flow into a PBPK model to predict the effect of food on the pharmacokinetics of orally administered high-extraction drugs. *The AAPS Journal* 19(4), 1205-1217, July 2017.

Small B, et al.

Prediction of liver volume—A population-based approach to meta-analysis of pediatric, adult, and geriatric populations—An update. *Biopharmaceutics & Drug Disposition* 38(4), 290-300, May 2017.

Darwich A, et al.

Why has model-informed precision dosing not yet become common clinical reality? Lessons from the past and a roadmap for the future. *Clinical Pharmacology & Therapeutics* 101(5), 646-656, May 2017.

Hatley O, et al.

Optimization of intestinal microsomal preparation in the rat: A systematic approach to assess the influence of various methodologies on metabolic activity and scaling factors. *Biopharmaceutics & Drug Disposition* 38(3), 187-208, April 2017.

Liu B, et al.

The absorption kinetics of ketoconazole plays a major role in explaining the reported variability in the level of interaction with midazolam: Interplay between formulation and inhibition of gut wall and liver metabolism. *Biopharmaceutics & Drug Disposition* 38(3), 260-270, April 2017.

Hartung T, et al.

Systems toxicology: Real world applications and opportunities. *Chemical Research in Toxicology* 30(4), 870-882, April 2017.

Rostami-Hodjegan A, et al.

Revisiting the role of gut wall in the fate of orally administered drugs: Why now and to what effect? *Biopharmaceutics and Drug Disposition* 38(2), 87-93, March 2017.

Lacy-Jones K, et al.

Biopharmaceutics data management system for anonymized data sharing and curation: First application with OrBiTo IMI project. *Computer Methods and Programs in Biomedicine* 140, 29-44, March 2017.

Hatley O, et al.

Quantifying gut wall metabolism: Methodology matters. *Biopharmaceutics & Drug Disposition* 38(2), 155-160, March 2017.

Pade D, et al.

Application of the MechPeff model to predict passive effective intestinal permeability in the different regions of the rodent small intestine and colon. *Biopharmaceutics & Drug Disposition* 38(2), 94-114, March 2017.

Calvier E, et al.

Allometric scaling of clearance in pediatric patients: When does the magic of 0.75 fade? *Clinical Pharmacokinetics* 56(3), 273-285, March 2017.

Abbasi M, et al.

Early assessment of proarrhythmic risk of drugs using the *in vitro* data and single-cell-based in silico models: Proof of concept. *Toxicology Mechanisms and Methods* 27(2), 88-99, February 2017.

Emoto C, et al.

Characterization of contributing factors to variability in morphine clearance through PBPK modeling implemented with OCT1 transporter. *CPT: Pharmacometrics and Systems Pharmacology* 6(2), 110-119, February 2017.

Tylutki Z, et al.

A four-compartment PBPK heart model accounting for cardiac metabolism—Model development and application. *Scientific Reports* 7, 39494, January 2017.

Wiśniowska B, et al.

Am I or am I not proarrhythmic? Comparison of various classifications of drug TdP propensity. *Drug Discovery Today* 22(1), 10-16, January 2017.

Darwich A, et al.

IMI—Oral biopharmaceutics tools project—Evaluation of bottom-up PBPK prediction success part 3: Identifying gaps in system parameters by analysing in silico performance across different compound classes. *European Journal of Pharmaceutical Sciences* 96, 626-642, January 2017.

Margolske A, et al.

IMI—Oral biopharmaceutics tools project—Evaluation of bottom-up PBPK prediction success part 2: An introduction to the simulation exercise and overview of results. *European Journal of Pharmaceutical Sciences* 96, 610-625, January 2017.

Margolskee A, et al.

IMI—Oral biopharmaceutics tools project—Evaluation of bottom-up PBPK prediction success part 1: Characterization of the OrBiTo database of compounds. *European Journal of Pharmaceutical Sciences* 96, 598-609, January 2017.

Turner D, et al.

Commentary on “In silico modeling of gastrointestinal drug absorption: Predictive performance of three physiologically-based absorption models.” *Molecular Pharmaceutics* 14(1), 336-339, January 2017.

Younis I, et al.

Utility of model-based approaches for informing dosing recommendations in specific populations: Report from the public AAPS workshop. *Journal of Clinical Pharmacology* 57(1), 105-109, January 2017.

SIMCYP 2016 PUBLICATIONS

Wiśniowska B, et al.

Virtual clinical trial toward polytherapy safety assessment: Combination of physiologically-based pharmacokinetic/ pharmacodynamic-based modeling and simulation approach with drug-drug interactions involving terfenadine as an example. *Journal of Pharmaceutical Sciences* 105(11), 3415-3424, November 2016.

Olivares-Morales A, et al.

Development of a novel simplified PBPK absorption model to explain the higher relative bioavailability of the OROS[®] formulation of oxybutynin. *The AAPS Journal* 18(6), 1532-1549, November 2016.

Scotcher D, et al.

Novel minimal physiologically-based model for the prediction of passive tubular reabsorption and renal excretion clearance. *European Journal of Pharmaceutical Sciences* 94, 59-71, October 2016.

Burt H, et al.

Abundance of hepatic transporters in Caucasians: A meta-analysis. *Drug Metabolism & Disposition* 44(10), 1550-61, October 2016.

Wiśniowska B, et al.

The role of interaction model in simulation of drug interactions and QT prolongation. *Current Pharmacology Reports* 2(6), 339-344, October 2016.

Scotcher D, et al.

Key to opening kidney for *in vitro-in vivo* extrapolation entrance in health and disease: Part I: *In vitro* systems and physiological data. *The AAPS Journal* 18(5), 1067-1081, September 2016.

Scotcher D, et al.

Key to opening kidney for *in vitro-in vivo* extrapolation entrance in health and disease: Part II: Mechanistic models and *in vitro-in vivo* extrapolation. *The AAPS Journal* 18(5), 1082-1094, September 2016.

Chen R, et al.

Application of a physiologically-based pharmacokinetic model for the evaluation of single-point plasma phenotyping method of CYP2D6. *European Journal of Pharmaceutical Sciences* 92, 131-136, September 2016.

Mistry B, et al.

Examining the use of a mechanistic model to generate an *in vivo/in vitro* correlation: Journey through a thought process. *The AAPS Journal* 18(5), 1144-1158, September 2016.

Abduljalil K, et al.

A tutorial on Pharmacodynamic Scripting Facility in Simcyp. *CPT: Pharmacometrics & Systems Pharmacology* 5(9), 455-465, September 2016.

Ke A, et al.

Towards a best practice approach in PBPK modeling: Case example of developing a unified efavirenz model accounting for induction of CYPs 3A4 and 2B6. *CPT: Pharmacometrics & Systems Pharmacology* 5(7), 367-376, July 2016.

Johnson TN, et al.

How does the *in vivo* biliary elimination of drugs change with age? Evidence from *in vitro* and clinical data using a systems pharmacology approach. *Drug Metabolism & Disposition* 44(7), 1090-1098, July 2016.

Salem F, et al.

Considering age variation when coining drugs as high vs low hepatic extraction ratio. *Drug Metabolism & Disposition* 44(7), 1099-1102, July 2016.

Gill KL, et al.

Potential sources of inter-subject variability in monoclonal antibody pharmacokinetics. *Clinical Pharmacokinetics* 55(7), 789-805, July 2016.

Emami Riedmaier A, et al.

More power to OATP1B1: An evaluation of sample size in pharmacogenetic studies using a rosuvastatin PBPK model for intestinal, hepatic, and renal transporter-mediated clearances. *The Journal of Clinical Pharmacology* 56, Suppl 7, S132-142, July 2016.

Burt H, et al.

Metformin and cimetidine: Physiologically-based pharmacokinetic modeling to investigate transporter mediated drug-drug interactions. *European Journal of Pharmaceutical Sciences* 88, 70-82, June 2016.

Jamei M

Recent advances in development and application of physiologically-based pharmacokinetic (PBPK) models: A transition from academic curiosity to regulatory acceptance. *Current Pharmacology Reports* 2(3), 161-169, June 2016.

Almond L, et al.

Prediction of drug-drug interactions arising from CYP3A induction using a physiologically-based dynamic model. *Drug Metabolism & Disposition* 44(6), 821-832, June 2016.

Gaohua L, et al.

Development of a permeability-limited model of the human brain and cerebrospinal fluid (CSF) to integrate known physiological and biological knowledge: Estimating time varying CSF drug concentrations and their variability using *in vitro* data. *Drug Metabolism & Pharmacokinetics* 31(3), 224-233, June 2016.

Harwood M, et al.

Breast Cancer Resistance Protein abundance, but not mRNA expression, correlates with estrone-3-sulfate transport in Caco-2. *Journal of Pharmaceutical Sciences* 105(4), 1370-1375, April 2016.

Jones CR, et al.

Gut wall metabolism. Application of pre-clinical models for the prediction of human drug absorption and first-pass elimination. *AAPS J* 18(3), 589-604, May 2016.

Wisniowska B, et al.

Drug-drug interactions and QT prolongation as a commonly assessed cardiac effect—Comprehensive overview of clinical trials. *BMC Pharmacology & Toxicology* 17(1), 1-15, March 2016.

Harwood M, et al.

In vitro-in vivo extrapolation scaling factors for intestinal P-glycoprotein and Breast Cancer Resistance Protein: Part I: A cross-laboratory comparison of transporter protein abundances and relative expression factors in human intestine and Caco-2 cells. *Drug Metabolism & Disposition* 44(3), 297-307, March 2016.

Harwood M, et al.

In vitro-in vivo extrapolation scaling factors for intestinal P-glycoprotein and Breast Cancer Resistance Protein: Part II: The impact of cross-laboratory variations of intestinal transporter relative expression factors on predicted drug disposition. *Drug Metabolism & Disposition* 44(3), 476-480, March 2016.

Gill KL, et al.

A bottom-up whole body physiologically-based pharmacokinetic model to mechanistically predict tissue distribution and the rate of subcutaneous absorption of therapeutic proteins. *The AAPS Journal* 18(1), 156-170, January 2016.

SIMCYP 2015 PUBLICATIONS

Gaohua L, et al.

Development of a multi-compartment permeability-limited lung PBPK model and its application in predicting pulmonary pharmacokinetics of anti-tuberculosis drugs. *CPT: Pharmacometrics & Systems Pharmacology* 4(10), 605-613, October 2015.

Wiśniowska B, et al.

Population level simulation of the action potential as a system for the drugs proarrhythmic potency classification. *Journal of Pharmacological & Toxicological Methods* 75, 171, September-October 2015.

Wiśniowska B, et al.

Enhanced QSAR models for drug-triggered inhibition of the main cardiac ion currents. *Journal of Applied Toxicology* 35(9), 1030-1039, September 2015.

Musther H, et al.

Are physiologically-based pharmacokinetic models reporting the right C_{max}? Central venous versus peripheral sampling site. *The AAPS Journal* 17(5), 1268-1279, September 2015.

Harwood M, et al.

Application of an LC-MS/MS method for the simultaneous quantification of human intestinal transporter proteins absolute abundance using a Qconcat technique. *Journal of Pharmaceutical & Biomedical Analysis* 110, 27-33, June 2015.

Johnson TN, et al.

Prediction of voriconazole non-linear pharmacokinetics using a pediatric physiologically-based pharmacokinetic modeling approach. *Clinical Pharmacokinetics* 54(5), 567-568, May 2015.

Bonner J, et al.

Does age affect gastric emptying time? A model-based meta-analysis of data from premature neonates through to adults. *Biopharmaceutics & Drug Disposition* 36(4), 245-257, May 2015.

Chetty M, et al.

Prediction of the pharmacokinetics, pharmacodynamics, and efficacy of a monoclonal antibody, using a physiologically-based pharmacokinetic FcRn model. *Frontiers in Immunology* 5, 670, January 2015.

SIMCYP 2014 PUBLICATIONS

Chetty M, et al.

Applications of linking PBPK and PD models to predict the impact of genotypic variability, formulation differences, differences in target binding capacity and target site drug concentrations on drug responses and variability. *Frontiers in Pharmacology* 5, 258, November 2014.

Harwood MD, et al.

Lost in centrifugation: Accounting for transporter protein losses in Quantitative Targeted Absolute Proteomics (QTAP). *Drug Metabolism & Disposition* 42(10), 1766-1772, October 2014.

Abduljalil K, et al.

Deciding on success criteria for predictability of pharmacokinetic parameters from *in vitro* studies: An analysis based on *in vivo* observations. *Drug Metabolism & Disposition* 42(9), 1478-1484, September 2014.

Li L, et al.

Simulation of monoclonal antibody pharmacokinetics in humans using a minimal physiologically-based model. *The AAPS Journal* 16(5), 1097-1109, September 2014.

Johnson TN, et al.

Development of physiologically-based pharmacokinetic model to evaluate the relative systemic exposure to quetiapine after administration of IR and XR formulations to adults, children and adolescents. *Biopharmaceutics & Drug Disposition* 35(6), 341-352, September 2014.

Mishra H, et al.

Interaction between domperidone and ketoconazole: Toward prediction of consequent QTc prolongation using purely *in vitro* information. *CPT: Pharmacometrics & Systems Pharmacology* 3, e130, August 2014.

Rose R, et al.

Application of a physiologically-based pharmacokinetic model to predict OATP1B1-related variability in pharmacodynamics of rosuvastatin. *CPT: Pharmacometrics & Systems Pharmacology* 3, e124, July 2014.

Salem F, et al.

A re-evaluation and validation of ontogeny functions for CYPs 1A2 and 3A4 based on *in vivo* data. *Clinical Pharmacokinetics* 53(7), 625-636, July 2014.

Musther H, et al.

Animal versus human oral drug bioavailability: Do they correlate? *European Journal of Pharmaceutical Sciences* 57, 280-291, June 2014.

Patel N, et al.

Quantitative prediction of formulation-specific food effects and their population variability from *in vitro* data using the physiologically-based ADAM model: A case study using BCS/BDDCS Class II drug nifedipine. *European Journal of Pharmaceutical Sciences* 57, 240-249, June 2014.

Abduljalil K, et al.

Changes in individual drug-independent system parameters during virtual paediatric pharmacokinetic trials: Introducing time-varying physiology into a pediatric PBPK model. *The AAPS Journal* 16(3), 568-576, May 2014.

Salem F, et al.

Precision criteria to derive sample size when designing pediatric pharmacokinetics studies: Which measure of variability should be used? *Journal of Clinical Pharmacology* 54(3), 311-317, March 2014.

Polak S, et al.

In vitro-in vivo extrapolation of drug-induced proarrhythmia predictions at the population level. *Drug Discovery Today* 19(3), 275-281, March 2014.

Li L, et al.

Incorporating target shedding into a minimal PBPK-TMDD model for monoclonal antibodies. *CPT: Pharmacometrics & Systems Pharmacology* 3, e96, January 2014.

Jamei M, et al.

A mechanistic framework for IVIVE of liver membrane transporters: Prediction of drug-drug interaction between rosuvastatin and cyclosporine. *Clinical Pharmacokinetics* 53(1), 73-87, January 2014.

SIMCYP 2013 PUBLICATIONS

Barter Z, et al.

Differences in cytochrome p450-mediated pharmacokinetics between Chinese and Caucasian populations predicted by mechanistic physiologically-based pharmacokinetic modeling. *Clinical Pharmacokinetics* 52(12): 1085-1100, December 2013.

Neuhoff S, et al.

Accounting for transporters in renal clearance: Towards a mechanistic kidney model (Mech KiM). Transporters in Drug Development Sugiyama Y & Steffansen B (eds) *AAPS Advances in the Pharmaceutical Sciences Series* Chapter 7, 155-177, 2013.

Neuhoff S, et al.

Application of permeability-limited physiologically-based pharmacokinetic models: Part II—Prediction of P-glycoprotein mediated drug-drug interactions with digoxin. *Journal of Pharmaceutical Sciences* 102(9), 3161-3173, September 2013.

Neuhoff S, et al.

Application of permeability-limited physiologically-based pharmacokinetic models: Part I—Digoxin pharmacokinetic incorporating P-glycoprotein-mediated efflux. *Journal of Pharmaceutical Sciences* 102(9), 3145-3160, September 2013.

Jones HM & Rowland-Yeo K

Basic concepts in physiologically-based pharmacokinetic modeling in drug discovery and development. *CPT: Pharmacometrics & Systems Pharmacology* 2, e63, August 2013.

Salem F, et al.

Age related changes in fractional elimination pathways for drugs: Assessing the impact of variable ontogeny on metabolic drug-drug interactions. *Journal of Clinical Pharmacology* 53(8), 857-865, August 2013.

Machavaram KK, et al.

A physiologically-based pharmacokinetic modeling approach to predict disease-drug interactions: Suppression of CYP3A by IL-6. *Clinical Pharmacology & Therapeutics* 94(2), 260-268, August 2013.

Polak S

In vitro to human *in vivo* translation—Pharmacokinetics and pharmacodynamics of quinidine. *ALTEX* 30(3), 309-318, July 2013.

Darwich AS, et al.

Evaluation of an *in silico* PBPK postbariatric surgery model through simulating oral drug bioavailability of atorvastatin and cyclosporine. *CPT: Pharmacometrics & Systems Pharmacology* 2, e47, June 2013.

Jamei M, et al.

The Simcyp Population Based Simulator: Architecture, implementation, and quality assurance. *In Silico Pharmacology* 1: 9, June 2013.

Rowland-Yeo K, et al.

Application of *in vitro-in vivo* extrapolation (IVIVE) and physiologically-based pharmacokinetic modeling to investigate the impact of the CYP2C8 polymorphism on rosiglitazone exposure. *European Journal of Clinical Pharmacology* 69(6), 1311-1320, June 2013.

Salem F, et al.

Do children have the same vulnerability to metabolic drug-drug interactions as adults? A critical analysis of the literature. *Journal of Clinical Pharmacology* 53(5), 559-566, May 2013.

Rowland-Yeo K, et al.

Predicting drug-drug interactions: Application of physiologically-based pharmacokinetic models and a systems biology approach. *Expert Reviews in Clinical Pharmacology* 6(2), 143-157, March 2013.

Dostalek M, et al.

Pharmacokinetics, pharmacodynamics, physiologically-based pharmacokinetic modeling of monoclonal antibodies. *Clinical Pharmacokinetics* 52(2), 83-124, February 2013.

Harwood MD, et al.

Absolute abundance and function of intestinal drug transporters: A prerequisite for fully mechanistic *in vitro-in vivo* extrapolation of oral drug absorption. *Biopharmaceutics & Drug Disposition* 34(1), 2- 28, January 2013.

SIMCYP 2012 PUBLICATIONS

Lu G, et al.

A pregnancy physiologically-based pharmacokinetic (p-PBPK) model for disposition of drugs metabolized by CYP1A2, CYP3A4 and CYP2D6. *British Journal of Clinical Pharmacology* 74(5), 873-885, November 2012.

Darwich AS, et al.

A mechanistic pharmacokinetic model to assess modified oral drug bioavailability post bariatric surgery in morbidly obese patients: Interplay between CYP3A gut wall metabolism, permeability and dissolution. *Journal of Pharmacy & Pharmacology* 64(7), 1008-1024, July 2012.

Rostami-Hodjegan A

Physiologically-based pharmacokinetics joined with *in vitro-in vivo* extrapolation of ADME: A marriage under the arch of systems pharmacology. *Clinical Pharmacology & Therapeutics* 92(1), 50- 61, July 2012.

Polak S, et al.

Prediction of concentration-time profile and its inter-individual variability following the dermal drug absorption. *Journal of Pharmaceutical Sciences* 101(7), 2584-2595, July 2012.

Lu G, et al.

Physiologically-based pharmacokinetic (PBPK) models for assessing the kinetics of xenobiotics during pregnancy: Achievements and shortcomings. *Current Drug Metabolism* 13(6), 695-720, July 2012.

Chetty M, et al.

Sex differences in the clearance of CYP3A4 substrates: Exploring possible reasons for the substrate dependency and lack of consensus. *Current Drug Metabolism* 13(6), 778-786, July 2012.

Abduljalil K, et al.

Anatomical, physiological and metabolic changes with gestational age during normal pregnancy: A database for parameters required in physiologically-based pharmacokinetic modeling. *Clinical Pharmacokinetics* 51(6), 365-396, June 2012.

Plowchalk DR & Rowland-Yeo K

Prediction of drug clearance in a smoking population: Modeling the impact of variable cigarette consumption on the induction of CYP1A2. *European Journal of Clinical Pharmacology* 68(6), 951-960, June 2012.

Bois FY & Jamei M

Population-based pharmacokinetic modeling and simulation. *Encyclopedia of Drug Metabolism and Interactions*, Lyubimov AV (ed), Part XI, 1-27, 2012.

Rostami-Hodjegan A, et al.

Physiologically-based pharmacokinetic (PBPK) modeling: It is here to stay! *Biopharmaceutics & Drug Disposition* 33(2), 47-50, March 2012.

SIMCYP 2011 PUBLICATIONS

Ohtani H, et al.

Bottom-up modeling and simulation of tacrolimus clearance: Prospective investigation of blood cell distribution, sex and CYP3A5 expression as covariates and assessment of study power. *Biopharmaceutics & Drug Disposition* 32(9), 498-506, December 2011.

Ghobadi C, et al.

Application of a systems approach to the bottom-up assessment of pharmacokinetics in obese patients: Expected variations in clearance. *Clinical Pharmacokinetics* 50(12), 809-822, December 2011.

Jamei M, et al.

Physiologically-based pharmacokinetics. *Biosimulation in Medical Research, Health Care and Drug Development* Mosekilde E, Sosnovtseva O, Rostami-Hodjegan A (eds), 361-386, 2011.

Crewe HK, et al.

Are there differences in the catalytic activity per unit enzyme of recombinantly expressed and human liver microsomal cytochrome P4502C9? A systematic investigation into inter-system extrapolation factors. *Biopharmaceutics & Drug Disposition* 32(6), 303-318, September 2011.

Rowland-Yeo K, et al.

Prediction of time-dependent CYP3A4 drug-drug interactions by physiologically-based pharmacokinetic modeling: Impact of inactivation parameters and enzyme turnover. *European Journal of Pharmaceutical Sciences* 43(3), 160-173, June 2011.

Rowland-Yeo K, et al.

Modeling and predicting drug pharmacokinetics in patients with renal impairment. *Expert Reviews In Clinical Pharmacology* 4(2), 261-274, March 2011.

Cubitt HE, et al.

Sources of interindividual variability in IVIVE of clearance: An investigation into the prediction of benzodiazepine clearance using a mechanistic population-based pharmacokinetic model. *Xenobiotica* 41(8), 623-638, August 2011.

Johnson T & Rostami-Hodjegan A

Resurgence in the use of physiologically-based pharmacokinetic models in pediatric clinical pharmacology: Parallel shift in incorporating the knowledge of biological elements and increased applicability to drug development and clinical practice. *Pediatric Anesthesia* 21(3), 291-301, March 2011.

Rowland M, et al.

Physiologically-based pharmacokinetics in drug development and regulatory science. *Annual Reviews of Pharmacology & Toxicology* 51, 45-73, February 2011.

SIMCYP 2010 PUBLICATIONS

Barter ZE, et al.

Determination of a quantitative relationship between hepatic CYP3A5*1/*3 and CYP3A4 expression for use in the prediction of metabolic clearance in virtual populations. *Biopharmaceutics & Drug Disposition* 31(8-9), 516-532, November 2010.

Darwich AS, et al.

Interplay of metabolism and transport in determining oral drug absorption and gut wall metabolism: A simulation assessment using the "Advanced Dissolution, Absorption, Metabolism (ADAM)" model. *Current Drug Metabolism* 11(9), 716-729, November 2010.

Bois FY, et al.

PBPK modeling of inter-individual variability in the pharmacokinetics of environmental chemicals. *Toxicology* 278(3), 256-267, December 2010.

Johnson TN, et al.

A semi-mechanistic model to predict the effects of liver cirrhosis on drug clearance. *Clinical Pharmacokinetics* 49(3), 189-206, March 2010.

Rowland-Yeo K, et al.

Physiologically-based mechanistic modeling to predict complex drug-drug interactions involving simultaneous competitive and time-dependent enzyme inhibition by parent compound and its metabolite in both liver and gut—The effect of diltiazem on the time-course of exposure to triazolam. *European Journal of Pharmaceutical Sciences* 39(5), 298-309, March 2010.

SIMCYP 2009 PUBLICATIONS

Johnson TN, et al.

Assessing the efficiency of mixed effects modeling in quantifying metabolism based drug-drug interactions: Using *in vitro* data as an aid to assess study power. *Pharmaceutical Statistics* 8(3), 186-202, July-September 2009.

Jamei M, et al.

Population-based mechanistic prediction of oral drug absorption. *The AAPS Journal* 11(2), 225-237, June 2009.

Almond LM, et al.

Towards a quantitative framework for the prediction of DDIs arising from cytochrome P450 induction. *Current Drug Metabolism* 10(4), 420-432, May 2009.

Jamei M, et al.

The Simcyp population-based ADME simulator. *Expert Opinion on Drug Metabolism & Toxicology* 5(2), 211-223, February 2009.

Van LM, et al.

Metabolism of dextrorphan by CYP2D6 in different recombinantly expressed systems and its implications for the *in vitro* assessment of dextromethorphan metabolism. *Journal of Pharmaceutical Sciences* 98(2), 763-771, February 2009.

Jamei M, et al.

A framework for assessing inter-individual variability in pharmacokinetics using virtual human populations and integrating general knowledge of physical chemistry, biology, anatomy, physiology and genetics: A tale of 'bottom-up' vs 'top-down' recognition of covariates. *Drug Metabolism & Pharmacokinetics* 24(1), 53-75, 2009.

SIMCYP 2008 PUBLICATIONS

Ghobadi C, et al.

CYP2D6 is primarily responsible for the metabolism of clomiphene. *Drug Metabolism & Pharmacokinetics* 23(2), 101-105, April 2008.

Barter ZE, et al.

Covariation of human microsomal protein per gram of liver with age: Absence of influence of operator and sample storage may justify interlaboratory data pooling. *Drug Metabolism & Disposition* 36(12), 2405-2409, December 2008.

Johnson TN & Thomson M

Intestinal metabolism and transport of drugs in children: The effects of age and disease. *Journal of Pediatric Gastroenterology & Nutrition* 47(1), 3-10, July 2008.

Johnson TN

The problems in scaling adult drug doses to children. *Archives of Disease in Childhood* 93(3), 207-211, March 2008.

Yang J, et al.

Cytochrome p450 turnover: Regulation of synthesis and degradation, methods for determining rates, and implications for the prediction of drug interactions. *Current Drug Metabolism* 9(5), 384-394, June 2008.

Johnson TN, et al.

Development of CYP2D6 and CYP3A4 in the first year of life. *Clinical Pharmacology & Therapeutics* 83(5), 670-671, May 2008.

SIMCYP 2007 PUBLICATIONS

Perrett HP, et al.

Disparity in holoprotein/apoprotein ratios of different standards used for immunoquantification of hepatic cytochrome P450 enzymes. *Drug Metabolism & Disposition* 35(10), 1733-1736, October 2007.

Yang J, et al.

Prediction of intestinal first-pass drug metabolism. *Current Drug Metabolism* 8(7), 676-684, October 2007.

Yang J, et al.

Theoretical assessment of a new experimental protocol for determining kinetic values describing mechanism (time)-based enzyme inhibition. *European Journal of Pharmaceutical Sciences* 31(3-4), 232-241, July 2007.

Van LM, et al.

Inactivation of CYP2D6 by methylenedioxymethamphetamine in different recombinant expression systems. *European Journal of Pharmaceutical Sciences* 32(1), 8-16, September 2007.

Yang J, et al.

Misuse of the well-stirred model of hepatic drug clearance. *Drug Metabolism & Disposition* 35(3), 501-502, March 2007.

Van LM, et al.

Kinetics of the time-dependent inactivation of CYP2D6 in cryopreserved human hepatocytes by methylenedioxymethamphetamine (MDMA). *European Journal of Pharmaceutical Sciences* 31(1), 53-61, May 2007.

Rostami-Hodjegan A & Tucker GT

Simulation and prediction of *in vivo* drug metabolism in human populations from *in vitro* data. *Nature Reviews Drug Discovery* 6(2), 140-148, February 2007.

Dickinson GL, et al.

The use of mechanistic DM-PK-PD modeling to assess the power of pharmacogenetic studies—CYP2C9 and warfarin as an example. *British Journal of Clinical Pharmacology* 64(1), 14-26, July 2007.

Dickinson GL, et al.

Incorporating *in vitro* information on drug metabolism into clinical trial simulations to assess the effect of CYP2D6 polymorphisms on pharmacokinetics and pharmacodynamics: Dextromethorphan as a model application. *Journal of Clinical Pharmacology* 47(2), 175-186, February 2007.

Barter ZE, et al.

Scaling factors for the extrapolation of *in vivo* metabolic drug clearance from *in vitro* data: Reaching a consensus on values of human microsomal protein and hepatocellularity per gram of liver. *Current Drug Metabolism* 8(1), 33-45, January 2007.

SIMCYP 2006 PUBLICATIONS

Christensen H, et al.

Prediction of plasma protein binding displacement and its implications for quantitative assessment of metabolic drug-drug interactions from *in vitro* data. *Journal of Pharmaceutical Sciences* 95(12), 2778-2787, December 2006.

Johnson TN, et al.

Prediction of clearance of eleven drugs and associated variability in neonates, infants and children. *Clinical Pharmacokinetics* 45(9), 931-956, September 2006.

Yang J, et al.

Implications of mechanism-based inhibition of CYP2D6 for the pharmacokinetics and toxicity of MDMA. *Journal of Psychopharmacology* 20(6), 842-849, November 2006.

Van LM, et al.

The impact of experimental design on assessing mechanism-based inactivation of CYP2D6 by MDMA (Ecstasy). *Journal of Psychopharmacology* 20(6), 834-841, November 2006.

Shiran MR, et al.

Prediction of metabolic drug clearance in humans: *In vitro-in vivo* extrapolation vs allometric scaling. *Xenobiotica* 36(7), 567-580, July 2006.

Howgate EM, et al.

Prediction of *in vivo* drug clearance from *in vitro* data. I: Impact of inter-individual variability. *Xenobiotica* 36(6), 473-497, June 2006.

Inoue S, et al.

Prediction of *in vivo* drug clearance from *in vitro* data. II: Potential inter-ethnic differences. *Xenobiotica* 36(6), 499-513, June 2006.

Ghanbari F, et al.

A critical evaluation of the experimental design of studies of mechanism based enzyme inhibition, with implications for *in vitro-in vivo* extrapolation. *Current Drug Metabolism* 7(3), 315-334, April 2006.

SIMCYP 2005 PUBLICATIONS

Johnson TN, et al.

Changes in liver volume from birth to adulthood: A meta-analysis. *Liver Transplantation* 11(12), 1481-1493, December 2005.

Yang J, et al.

Kinetic values for mechanism-based enzyme inhibition: Assessing the bias introduced by the conventional experimental protocol. *European Journal of Pharmaceutical Sciences* 26(3-4), 334-340, November 2005.

Johnson TN

Modeling approaches to dose estimation in children. *British Journal of Clinical Pharmacology* 59(6), 663-669, June 2005.

SIMCYP 2004 PUBLICATIONS

Rostami-Hodjegan A & Tucker GT

In silico simulations to assess the *in vivo* consequences of *in vitro* metabolic drug-drug interactions. *Drug Discovery Today: Technologies* 1(4), 441-448, December 2004.

Özdemir M, et al.

Assessment of *in vivo* CYP2D6 activity: Differential sensitivity of commonly used probes to urine pH. *Journal of Clinical Pharmacology* 44(12), 1398-1404, December 2004.

Rowland-Yeo K, et al.

Predicting the clearance of CYP2C9 substrates. *Drug Metabolism & Disposition* 32(12), 1522-1523, December 2004.

Yang J, et al.

Cytochrome P450 3A expression and activity in the human small intestine. *Clinical Pharmacology & Therapeutics* 76(4), 391, October 2004.

Tucker GT

Pharmacogenetics—Expectations and reality. *British Medical Journal* 329(7456), 4-6, July 2004.

Proctor NJ, et al.

Predicting of drug clearance from recombinantly expressed CYPs: Intersystem extrapolation factor (ISEF). *Xenobiotica* 34(2), 151-178, February 2004.

SIMCYP 2003 PUBLICATIONS

Yang J, et al.

The effects of dose staggering on metabolic drug-drug interactions. *European Journal of Pharmaceutical Sciences* 20(2), 223-232, October 2003.

Wilson ZE, et al.

Inter-individual variability in levels of human microsomal protein and hepatocellularity per gram of liver. *British Journal of Clinical Pharmacology* 56(4), 433-440, October 2003.

Moghadamnia AA, et al.

Physiologically-based modeling of inhibition of metabolism and assessment of the relative potency of drug and metabolite: Dextromethorphan vs dextrorphan using quinidine inhibition. *British Journal of Clinical Pharmacology* 56(1), 57-67, July 2003.

SIMCYP 1999 PUBLICATIONS

Rostami-Hodjegan A, et al.

In vivo indices of enzyme activity—the effect of renal impairment on the assessment of CYP2D6 activity. *Pharmacogenetics* 9(3), 277-286, June 1999.

SIMCYP 1998 PUBLICATIONS

Tucker GT, et al.

Determination of drug metabolizing enzyme activity *in vivo*: Pharmacokinetic and statistical issues. *Xenobiotica* 28(12), 1255-1273, December 1998.

SIMCYP 1997 PUBLICATIONS

Rostami-Hodjegan A, et al.

Caffeine urinary metabolite ratios as markers of enzyme activity: A theoretical assessment. *Pharmacogenetics* 6(2), 121-49, **April 1996**.

2022 INDEPENDENT APPLICATIONS OF SIMCYP

Zhang T, et al.

An in vitro human mammary epithelial cell permeability assay to assess drug secretion into breast milk. *Int J Pharm X* 4 100122, December 2022

Tess DA, et al.

Effect of a Ketohexokinase Inhibitor (PF-06835919) on In Vivo OATP1B Activity: Integrative Risk Assessment Using Endogenous Biomarker and a Probe Drug. *Clinical Pharmacology and Therapeutics* 112 (3), 605-614, September 2022

Vasiliogianni AM, et al.

Quantitative Proteomics of Hepatic Drug-Metabolizing Enzymes and Transporters in Patients With Colorectal Cancer Metastasis. *Clinical Pharmacology and Therapeutics* 112 (3), 699-710, September 2022

Butrovich M, et al.

Use of Physiologically Based Pharmacokinetic Modeling to Evaluate the Impact of Chronic Kidney Disease on CYP3A4-Mediated Metabolism of Saxagliptin. *Journal of Clinical Pharmacology* 62 (8), 1018-1029, August 2022

Chen B, et al.

Acalabrutinib CYP3A-mediated drug-drug interactions: Clinical evaluations and physiologically based pharmacokinetic modelling to inform dose adjustment strategy. *British Journal of Clinical Pharmacology* 88 (8), 3716-3729, August 2022

Wang Z and ECY Chan

Physiologically-Based Pharmacokinetic Modelling to Investigate Baricitinib and Tofacitinib Dosing Recommendations for COVID-19 in Geriatrics. *Clinical Pharmacology and Therapeutics* 112 (2), 291-296, August 2022

Li J, et al.

Mechanistic Modeling of Central Nervous System Pharmacokinetics and Target Engagement of HER2 Tyrosine Kinase Inhibitors to Inform Treatment of Breast Cancer Brain Metastases. *Clin Cancer Res* 28 (15), 3329-3341, August 2022

Willemin ME, et al.

Prediction of Drug-Drug Interactions After Esketamine Intranasal Administration Using a Physiologically Based Pharmacokinetic Model. *Clinical Pharmacokinetics* 61 (8), 1115-1128, August 2022

Bukkems VE, et al.

Prediction of Maternal and Fetal Doravirine Exposure by Integrating Physiologically Based Pharmacokinetic Modeling and Human Placenta Perfusion Experiments. *Clinical Pharmacokinetics* 61 (8), 1129-1141, August 2022

Eide Kvitne K, et al.

Correlations between 4beta-hydroxycholesterol and hepatic and intestinal CYP3A4: protein expression, microsomal ex vivo activity, and in vivo activity in patients with a wide body weight range. *European Journal of Clinical Pharmacology* 78 (8), 1289-1299, August 2022

Lin W, et al.

Applications, Challenges, and Outlook for PBPK Modeling and Simulation: A Regulatory, Industrial and Academic Perspective. *Pharmaceutical Research* 39 (8), 1701-1731, August 2022

Tess DA, et al.

In Vitro- in Vivo Extrapolation of Hepatic Clearance in Preclinical Species. *Pharmaceutical Research* 39 (7), 1615-1632, July 2022

Kostantini C, et al.

Usefulness of Optimized Human Fecal Material in Simulating the Bacterial Degradation of Sulindac and Sulfapyrazone in the Lower Intestine. *Molecular Pharmaceutics* 19 (7), 2542-2548, July 2022

Asaumi R, et al.

Robust physiologically based pharmacokinetic model of rifampicin for predicting drug-drug interactions via P-glycoprotein induction and inhibition in the intestine, liver, and kidney. *CPT Pharmacometrics Syst Pharmacol* 11 (7), 919-933, July 2022

Ji T, et al.

Evaluation of drug-drug interaction potential for pemigatinib using physiologically based pharmacokinetic modeling. *CPT Pharmacometrics Syst Pharmacol* 11 (7), 894-905, July 2022

Ramsden D and CL Fullenwider

Characterization of Correction Factors to Enable Assessment of Clinical Risk from In Vitro CYP3A4 Induction Data and Basic Drug-Drug Interaction Models. *European Journal of Drug Metabolism and Pharmacokinetics* 47 (4), 467-482, July 2022

Weng Y, et al.

Transporter-Enzyme Interplay in the Pharmacokinetics of PF-06835919, A First-in-class Ketohexokinase Inhibitor for Metabolic Disorders and Non-alcoholic Fatty Liver Disease. Drug Metabolism and Disposition: The Biological Fate of Chemicals EPub ahead of Print July 2022

van Hoogdalem MW, et al.

A review of pregnancy-induced changes in opioid pharmacokinetics, placental transfer, and fetal exposure: Towards fetomaternal physiologically-based pharmacokinetic modeling to improve the treatment of neonatal opioid withdrawal syndrome. *Pharmacol Ther* 234 108045, June 2022

Chen L, et al.

Use of Modeling and Simulation to Predict the Influence of Triazole Antifungal Agents on the Pharmacokinetics of Crizotinib. *Clin Pharmacol Drug Dev* 11 (6), 724-733, June 2022

Perera V, et al.

Single-Dose Pharmacokinetics of Milvexian in Participants with Mild or Moderate Hepatic Impairment Compared with Healthy Participants. *Clinical Pharmacokinetics* 61 (6), 857-867, June 2022

Lin J, et al.

Investigation of CYP3A induction by PF-05251749 in early clinical development: comparison of linear slope physiologically based pharmacokinetic prediction and biomarker response. *Clinical and Translational Science* EPub Ahead of Print June 2022

Mukherjee D, et al.

Physiologically based pharmacokinetic modeling and simulations to inform dissolution specifications and clinical relevance of release rates on elagolix exposure. *Biopharm Drug Dispos* 43 (3), 98-107, June 2022

Wang Z and EY Chan

Physiologically-Based Pharmacokinetic Modeling-Guided Dose Management of Oral Anticoagulants when Initiating Nirmatrelvir/Ritonavir (Paxlovid) for COVID-19 Treatment. *Clinical Pharmacology and Therapeutics* Epub Ahead of Print June 2022

Prieto Garcia L, et al.

Does the choice of applied physiologically-based pharmacokinetics platform matter? A case study on simvastatin disposition and drug-drug interaction. *CPT Pharmacometrics Syst Pharmacol* Epub Ahead of Print June 2022

Jeong HC, et al.

Integration of a Physiologically Based Pharmacokinetic and Pharmacodynamic Model for Tegoprazan and Its Metabolite: Application for Predicting Food Effect and Intragastric pH Alterations. *Pharmaceutics* 14 (6), June 2022

Kim MS, et al.

Model-Based Prediction of Acid Suppression and Proposal of a New Dosing Regimen of Fexuprazan in Humans. *Pharmaceutics (Basel, Switzerland)* 15 (6), June 2022

Cheong EJY, et al.

Application of a physiologically based pharmacokinetic model of rivaroxaban to prospective simulations of drug-drug-disease interactions with protein kinase inhibitors in cancer-associated venous thromboembolism. *British Journal of Clinical Pharmacology* 88 (5), 2267-2283, May 2022

Jin Z, et al.

Application of physiologically based pharmacokinetic modelling for the prediction of drug-drug interactions involving anlotinib as a perpetrator of cytochrome P450 enzymes. *Basic & Clinical Pharmacology & Toxicology* 130 (5), 592-605, May 2022

Peng J, et al.

Estimation of Fetal-to-Maternal Unbound Steady-State Plasma Concentration Ratio of P-Glycoprotein and/or Breast Cancer Resistance Protein Substrate Drugs Using a Maternal-Fetal Physiologically Based Pharmacokinetic Model. *Drug Metabolism and Disposition: The Biological Fate of Chemicals* 50 (5), 613-623, May 2022

Schiller H, et al.

Novel Bruton's tyrosine kinase inhibitor remibrutinib: Assessment of drug-drug interaction potential as a perpetrator of cytochrome P450 enzymes and drug transporters and the impact of covalent binding on possible drug interactions. *European Journal of Pharmaceutical Sciences* 172 106155, May 2022

Teng S-W, et al.

Physiologically-based modeling of cholate disposition in beagle dog with and without treatment of the liver transporter inhibitor simeprevir. *Computational Toxicology* 22 May 2022

Zhai J, et al.

In Silico Prediction of Pharmacokinetic Profile for Human Oral Drug Candidates Which Lack Clinical Pharmacokinetic Experiment Data. *European Journal of Drug Metabolism and Pharmacokinetics* 47 (3), 403-417, May 2022

Allegaert K, et al.

Current and future physiologically based pharmacokinetic (PBPK) modeling approaches to optimize pharmacotherapy in preterm neonates. *Expert Opinion on Drug Metabolism & Toxicology* 18 (5), 301-312, May 2022

McAllister M, et al.

Developing Clinically Relevant Dissolution Specifications (CRDSs) for Oral Drug Products: Virtual Webinar Series. *Pharmaceutics* 14 (5), May 2022

Xiao G, et al.

In Vitro ADME and Preclinical Pharmacokinetics of Ulotaront, a TAAR1/5-HT1A Receptor Agonist for the Treatment of Schizophrenia. *Pharmaceutical Research* 39 (5), 837-850, May 2022

Yuan Y, et al.

Application of Physiologically Based Pharmacokinetic Modeling in Preclinical Studies: A Feasible Strategy to Practice the Principles of 3Rs. *Frontiers in Pharmacology* 13 895556, May 2022

Zhai J, et al.

Physiologically-Based Pharmacokinetics Modeling for Hydroxychloroquine as a Treatment for Malaria and Optimized Dosing Regimens for Different Populations. *J Pers Med* 12 (5), May 2022

Jing J, et al.

Assessment of cytochrome P450 3A4-mediated drug-drug interactions for ipatasertib using a fit-for-purpose physiologically based pharmacokinetic model. *Cancer Chemotherapy and Pharmacology* 89 (5), 707-720, May 2022

Adiwidjaja J, et al.

Physiologically based pharmacokinetic model predictions of natural product-drug interactions between goldenseal, berberine, imatinib and bosutinib. *European Journal of Clinical Pharmacology* 78 (4), 597-611, April 2022

Adiwidjaja J, et al.

Physiologically-based pharmacokinetic modeling approaches for patients with SARS-CoV-2 infection: a case study with imatinib. *Journal of Clinical Pharmacology* Epub Ahead of Print April 2022

Duong JK, et al.

A physiologically based pharmacokinetic model of clopidogrel in populations of European and Japanese ancestry: An evaluation of CYP2C19 activity. *Pharmacol Res Perspect* 10 (2), e00946, April 2022

Zhou D, et al.

Physiologically Based Absorption Modelling to Explore the Formulation and Gastric pH Changes on the Pharmacokinetics of Acalabrutinib. *Pharmaceutical Research* Epub Ahead of Print April 2022

Parvez MM, et al.

Para-aminosalicylic acid significantly reduced tenofovir exposure in human subjects: Mismatched findings from in vitro to in vivo translational research. *British Journal of Clinical Pharmacology* 88 (3), 1159-1169, March 2022

Umehara K, et al.

Accelerating Clinical Development of Idasanutlin through a Physiologically Based Pharmacokinetic Modeling Risk Assessment for CYP450 Isoenzyme-Related Drug-Drug Interactions. *Drug Metabolism and Disposition: The Biological Fate of Chemicals* 50 (3), 214-223, March 2022

Chang M, et al.

Prediction of drug-drug interaction potential mediated by transporters between dasatinib and metformin, pravastatin, and rosuvastatin using physiologically based pharmacokinetic modeling. *Cancer Chemotherapy and Pharmacology* 89 (3), 383-392, March 2022

Yuvaneshwari K, et al.

Applications of PBPK/PBBM modeling in generic product development: An industry perspective. *Journal of Drug Delivery Science and Technology* 69 March 2022

Kimoto E, et al.

Biomarker-Informed Model-Based Risk Assessment of Organic Anion Transporting Polypeptide 1B Mediated Drug-Drug Interactions. *Clinical Pharmacology and Therapeutics* 111 (2), 404-415, February 2022

Segregur D, et al.

Biorelevant in vitro Tools and in silico Modeling to Assess pH-Dependent Drug-drug Interactions for Salts of Weak Acids: Case Example Potassium Raltegravir. *Journal of Pharmaceutical Sciences* 111 (2), 517-528, February 2022

Adiwidjaja J, et al.

Physiologically-based pharmacokinetic model predictions of inter-ethnic differences in imatinib pharmacokinetics and dosing regimens. *British Journal of Clinical Pharmacology* 88 (4), 1735-1750, February 2022

Itohara K, et al.

Extrapolation of physiologically based pharmacokinetic model for tacrolimus from renal to liver transplant patients. *Drug Metabolism and Pharmacokinetics* 42 100423, February 2022

Miao J, et al.

Effect of renal impairment on the pharmacokinetics and safety of dorzagliatin, a novel dual-acting glucokinase activator. *Clinical and Translational Science* 15 (2), 548-557, February 2022

Silva LL, et al.

Physiologically based pharmacokinetic modelling in pregnancy: Model reproducibility and external validation. *British Journal of Clinical Pharmacology* 88 (4), 1441-1451, February 2022

Wang L, et al.

Utilization of physiologically-based pharmacokinetic model to assess disease-mediated therapeutic protein-disease-drug interaction in immune-mediated inflammatory diseases. *Clinical and Translational Science* 15 (2), 464-476, February 2022

Uchaipichat V, et al.

Inhibitory effects of non-steroidal anti-inflammatory drugs on human liver microsomal morphine glucuronidation: Implications for drug-drug interaction liability. *Drug Metabolism and Pharmacokinetics* 42 100442, February 2022

van Rongen A, et al.

An Update on the Use of Allometric and Other Scaling Methods to Scale Drug Clearance in Children: Towards Decision Tables. *Expert Opinion on Drug Metabolism & Toxicology* 18 (2), 99-113, February 2022

Rehmel J, et al.

Physiologically based pharmacokinetic modeling of tadalafil to inform pediatric dose selection in children with pulmonary arterial hypertension. *CPT Pharmacometrics Syst Pharmacol* 11 (2), 173-184, February 2022

Mystridis GA, et al.

Physiologically Based Pharmacokinetic Modelling and Simulation to Predict the Plasma Concentration Profile of Doxorubicin. *Pharmaceutics* 14 (3), February 2022

Ochi M, et al.

Bottom-up physiologically based pharmacokinetic modelling for predicting the human pharmacokinetic profiles of the ester prodrug MGS0274 and its active metabolite MGS0008, a metabotropic glutamate 2/3 receptor agonist. *Xenobiotica* 52 (2), 119-128, February 2022

Huth F, et al.

Novel Bruton's Tyrosine Kinase inhibitor remibrutinib: Drug-drug interaction potential as a victim of CYP3A4 inhibitors based on clinical data and PBPK modeling. *Clinical and Translational Science* 15 (1), 118-129, January 2022

Watanabe A, et al.

Physiologically based pharmacokinetic modelling to predict the clinical effect of CYP3A inhibitors/inducers on esaxerenone pharmacokinetics in healthy subjects and subjects with hepatic impairment. *European Journal of Clinical Pharmacology* 78 (1), 65-73, January 2022

Yamazaki S, et al.

Physiologically-based pharmacokinetic modeling to evaluate in vitro-to-in vivo extrapolation for intestinal P-glycoprotein inhibition. *CPT Pharmacometrics Syst Pharmacol* 11 (1), 55-67, January 2022

Lenoir C, et al.

Prediction of cytochromes P450 3A and 2C19 modulation by both inflammation and drug interactions using physiologically based pharmacokinetics. *CPT Pharmacometrics Syst Pharmacol* 11 (1), 30-43, January 2022

Guimaraes M, et al.

Performance Evaluation of Montelukast Pediatric Formulations: Part II- a PBPK Modelling Approach. *AAPS J* 24 (1), 27, January 2022

2021 INDEPENDENT APPLICATIONS OF SIMCYP

Kaur M, et al.

Artemisinin Cocrystals for Bioavailability Enhancement. Part 2: In Vivo Bioavailability and Physiologically Based Pharmacokinetic Modeling. *Molecular Pharmaceutics* 18 (12), 4272-4289, December 2021

Cleary Y, et al.

Model-Based Drug-Drug Interaction Extrapolation Strategy From Adults to Children: Risdiplam in Pediatric Patients With Spinal Muscular Atrophy. *Clinical Pharmacology and Therapeutics* 110 (6), 1547-1557, December 2021

Guimaraes M, et al.

Investigating the Critical Variables of Azithromycin Oral Absorption Using In Vitro Tests and PBPK Modeling. *Journal of Pharmaceutical Sciences* 110 (12), 3874-3888, December 2021

Loser D, et al.

Acute effects of the imidacloprid metabolite desnitro-imidacloprid on human nACh receptors relevant for neuronal signaling. *Archives of Toxicology* 95 (12), 3695-3716, December 2021

Scotcher D and A Galetin

PBPK Simulation-Based Evaluation of Ganciclovir Crystalluria Risk Factors: Effect of Renal Impairment, Old Age, and Low Fluid Intake. *AAPS J* 24 (1), 13, December 2021

Wills KH, et al.

Combining Therapeutic Drug Monitoring and Pharmacokinetic Modelling Deconvolutes Physiological and Environmental Sources of Variability in Clozapine Exposure. *Pharmaceutics* 14 (1), December 2021

Hariparsad N, et al.

Current Practices, Gap Analysis, and Proposed Workflows for PBPK Modeling of Cytochrome P450 Induction: An Industry Perspective. *Clinical Pharmacology and Therapeutics* Epub Ahead of Print December 2021

Jeong HC, et al.

Prediction of Fluoxetine and Norfluoxetine Pharmacokinetic Profiles Using Physiologically Based Pharmacokinetic Modeling. *Journal of Clinical Pharmacology* 61 (11), 1505-1513, November 2021

Hong Y, et al.

Model-based assessments of CYP3A-mediated drug-drug interaction risk of milademetan. *Clinical and Translational Science*, 14 (6), 2220-2230, November 2021

Eisenmann ED, et al.

Intentional Modulation of Ibrutinib Pharmacokinetics through CYP3A Inhibition. *Cancer Res Commun* 1 (2), 79-89, November 2021

Trivedi A, et al.

Evaluation of drug-drug interaction potential between omecamtiv mecarbil and rosuvastatin, a BCRP substrate, with a clinical study in healthy subjects and using a physiologically-based pharmacokinetic model. *Clinical and Translational Science* 14 (6), 2510-2520, November 2021

Ren C, et al.

Characterization of Preclinical Pharmacokinetic Properties and Prediction of Human PK Using a Physiologically Based Pharmacokinetic Model for a Novel Anti-Arrhythmic Agent Sulcardine Sulfate. *Pharmaceutical Research* 38 (11), 1847-1862, November 2021

Zhang F, et al.

In Silico Modeling and Simulation to Guide Bioequivalence Testing for Oral Drugs in a Virtual Population. *Clinical Pharmacokinetics* 60 (11), 1373-1385, November 2021

Olafuyi O, et al.

Physiologically based pharmacokinetic modelling of acetaminophen in preterm neonates-The impact of metabolising enzyme ontogeny and reduced cardiac output. *Biopharm Drug Dispos* 42 (9), 401-417, November 2021

Cho CK, et al.

Physiologically based pharmacokinetic (PBPK) modelling of tamsulosin related to CYP2D6*10 allele. *Archives of Pharmacol Research* 44 (11), 1037-1049, November 2021

Djebli N, et al.

Physiologically-Based Pharmacokinetic Modelling of Entrectinib Parent and Active Metabolite to Support Regulatory Decision-Making. *European Journal of Drug Metabolism and Pharmacokinetics* 46 (6), 779-791, November 2021

Jeong HC, et al.

Prediction of Fluoxetine and Norfluoxetine Pharmacokinetic Profiles Using Physiologically Based Pharmacokinetic Modeling. *J Clin Pharmacol*. 61 (11), 1505-1513, November 2021

Tosca EM, et al.

Modeling approaches for reducing safety-related attrition in drug discovery and development: a review on myelotoxicity, immunotoxicity, cardiovascular toxicity, and liver toxicity. *Expert Opin Drug Discov* 16 (11), 1365-1390, November 2021

Liu H, et al.

Application of Physiologically Based Pharmacokinetic Modeling to Evaluate the Drug-Drug and Drug-Disease Interactions of Apatinib. *Frontiers in Pharmacology* 12 780937, November 2021

Neeli H, et al.

Application of Physiologically Based Pharmacokinetic-Pharmacodynamic Modeling in Preterm Neonates to Guide Gentamicin Dosing Decisions and Predict Antibacterial Effect. *Journal of Clinical Pharmacology*, 61 (10), 1356-1365, October 2021

Yu H, et al.

The Pharmacokinetics of Gefitinib in a Chinese Cancer Population Group: A Virtual Clinical Trials Population Study. *Journal of Pharmaceutical Sciences* 110 (10), 3507-3519, October 2021

O'Dwyer PJ, et al.

On the usefulness of four in vitro methods in assessing the intraluminal performance of poorly soluble, ionisable compounds in the fasted state. *European Journal of Pharmaceutical Sciences* 168 106034, October 2021

Roberts MS, et al.

Topical drug delivery: History, percutaneous absorption, and product development. *Adv Drug Deliv Rev* 177 113929, October 2021

Lang J, et al.

Reduced physiologically-based pharmacokinetic model of dabigatran etexilate-dabigatran and its application for prediction of intestinal P-gp-mediated drug-drug interactions. *European Journal of Pharmaceutical Sciences* 165 105932, October 2021

Tseng E, et al.

Static and Dynamic Projections of Drug-Drug Interactions Caused by Cytochrome P450 3A Time-Dependent Inhibitors Measured in Human Liver Microsomes and Hepatocytes. *Drug Metabolism and Disposition: The Biological Fate of Chemicals* 49 (10), 947-960, October 2021

Yuan Y, et al.

A Novel Method for Predicting the Human Inherent Clearance and Its Application in the Study of the Pharmacokinetics and Drug-Drug Interaction between Azidothymidine and Fluconazole Mediated by UGT Enzyme. *Pharmaceutics* 13 (10), October 2021

Anoshchenko O, et al.

Successful Prediction of Human Fetal Exposure to P-Glycoprotein Substrate Drugs Using the Proteomics-Informed Relative Expression Factor Approach and PBPK Modeling and Simulation. *Drug Metabolism and Disposition: The Biological Fate of Chemicals* 49 (10), 919-928, October 2021

Wang Z, et al.

Model-Based Risk Prediction of Rivaroxaban with Amiodarone for Moderate Renal Impaired Elderly Population. *Cardiovascular Drugs and Therapy* Epub Ahead of Print October 2021

Brecklinghaus T, et al.

The hepatocyte export carrier inhibition assay improves the separation of hepatotoxic from non-hepatotoxic compounds. *Chemico-Biological Interactions* 351 109728, October 2021

Kikuchi R, et al.

Quantitation of Plasma Membrane Drug Transporters in Kidney Tissue and Cell Lines Using a Novel Proteomic Approach Enabled a Prospective Prediction of Metformin Disposition. *Drug Metabolism and Disposition: The Biological Fate of Chemicals* 49 (10), 938-946, October 2021

Pilla Reddy V, et al.

Mechanistic physiology-based pharmacokinetic modeling to elucidate vincristine-induced peripheral neuropathy following treatment with novel kinase inhibitors. *Cancer Chemotherapy and Pharmacology* 88 (3), 451-464, Sep 2021

Balhara A and S Singh

PBPK Analysis to Study the Impact of Genetic Polymorphism of NAT2 on Drug-Drug Interaction Potential of Isoniazid. *Pharmaceutical Research* 38 (9), 1485-1496, September 2021

Costales C, et al.

Quantitative prediction of breast cancer resistant protein mediated drug-drug interactions using physiologically-based pharmacokinetic modeling. *CPT Pharmacometrics Syst Pharmacol* 10 (9), 1018-1031, September 2021

Yoon DY, et al.

Prediction of Drug-Drug Interaction Potential of Tegoprazan Using Physiologically Based Pharmacokinetic Modeling and Simulation. *Pharmaceutics* 13 (9), September 2021

Khalid S, et al.

A Physiologically Based Pharmacokinetic Model for Predicting Diazepam Pharmacokinetics after Intravenous, Oral, Intranasal, and Rectal Applications. *Pharmaceutics* 13 (9), September 2021

Litjens CHC, et al.

Prediction of Moxifloxacin Concentrations in Tuberculosis Patient Populations by Physiologically Based Pharmacokinetic Modeling. *Journal of Clinical Pharmacology* 62 (3), 385-396, September 2021

Anoshchenko O, et al.

Estimating fetal exposure to the P-gp substrates, corticosteroids, by PBPK modeling to inform prevention of neonatal respiratory distress syndrome. *CPT Pharmacometrics Syst Pharmacol* 10 (9), 1057-1070, September 2021

Yu Y, et al.

Assessment of the Utility of Physiologically-based Pharmacokinetic Model for prediction of Pharmacokinetics in Chinese and Japanese Populations. *International Journal of Medical Sciences* 18 (16), 3718-3727, September 2021

Emoto C, et al.

Feasibility of physiologically based pharmacokinetic simulations for assessing pediatric patients after accidental drug ingestion: A case study of a 1.4-year-old girl who ingested alprazolam. *Drug Metabolism and Pharmacokinetics* 39, 100394, August 2021

Xu R, et al.

Developing a physiologically based pharmacokinetic model of apixaban to predict scenarios of drug-drug interactions, renal impairment and pediatric populations. *British Journal of Clinical Pharmacology*, 87 (8), 3244-3254, August 2021

Emoto C, et al.

Teicoplanin physiologically based pharmacokinetic modeling offers a quantitative assessment of a theoretical influence of serum albumin and renal function on its disposition. *European Journal of Clinical Pharmacology*, 77 (8), 1157-1168, August 2021

Heimbach T, et al.

Physiologically-Based Pharmacokinetic Modeling in Renal and Hepatic Impairment Populations: A Pharmaceutical Industry Perspective. *Clinical Pharmacology and Therapeutics* 110 (2), 297-310, August 2021

Liang X, et al.

Overcoming the shortcomings of the extended-clearance concept: a framework for developing a physiologically-based pharmacokinetic (PBPK) model to select drug candidates involving transporter-mediated clearance. *Expert Opinion on Drug Metabolism & Toxicology* 17 (8), 869-886, August 2021

Wang Z, et al.

A physiologically based pharmacokinetic/pharmacodynamic modeling approach for drug-drug interaction evaluation of warfarin enantiomers with sorafenib. *Drug Metabolism and Pharmacokinetics* 39, 100362, August 2021

Zhao X, et al.

Drug-drug interaction comparison between tacrolimus and phenobarbital in different formulations for paediatrics and adults. *Xenobiotica* 51 (8), 877-884, August 2021

Kapetas AJ, et al.

Evidence-Based Guidelines for Drug Interaction Studies: Model-Informed Time Course of Intestinal and Hepatic CYP3A4 Inhibition by Clarithromycin. *AAPS J* 23 (5), 104, August 2021

Rodrigues D, et al.

New insights into the mechanisms underlying 5-fluorouracil-induced intestinal toxicity based on transcriptomic and metabolomic responses in human intestinal organoids. *Archives of Toxicology* 95 (8), 2691-2718, August 2021

Bowman CM, et al.

Improving the Translation of Organic Anion Transporting Polypeptide Substrates using HEK293 Cell Data in the Presence and Absence of Human Plasma via Physiologically Based Pharmacokinetic Modeling. *Drug Metabolism and Disposition: The Biological Fate of Chemicals* 49 (7), 530-539, July 2021

Fu Q, et al.

A Physiologically Based Pharmacokinetic and Drug-Drug Interaction Model for the CB2 Agonist Lenabasum. *European Journal of Drug Metabolism and Pharmacokinetics* 46 (4), 513-525, July 2021

Niu W, et al.

Investigating the interaction between nifedipine- and ritonavir-containing antiviral regimens: A physiologically based pharmacokinetic/pharmacodynamic analysis. *British Journal of Clinical Pharmacology*, 87 (7), 2790-2806 July 2021

Lukka PB, et al.

Use of Real-World Data and Pharmacometric Modeling in Support of Lacosamide Dosing in Pediatric Patients Under 4 Years of Age. *Journal of Clinical Pharmacology* 61 (7), 881-888, July 2021

Patilea-Vrana GI, et al.

Development and Verification of a Linked Delta (9)-THC/11-OH-THC Physiologically Based Pharmacokinetic Model in Healthy, Nonpregnant Population and Extrapolation to Pregnant Women. *Drug Metabolism and Disposition: The Biological Fate of Chemicals* 49 (7), 509-520, July 2021

Nguyen D, et al.

Comparison between physiologically based pharmacokinetic and population pharmacokinetic modelling to select paediatric doses of gepotidacin in plague. *British Journal of Clinical Pharmacology* 88 (2), 416-428, July 2021

Elkeeb R, et al.

Can a monthly exenatide extended release regimen provide a therapeutic and cost benefit? *Biopharmaceutics and Drug Disposition* 42 (6), 245-251, June 2021

Fediuk DJ, et al.

End-to-end application of model-informed drug development for ertugliflozin, a novel sodium-glucose cotransporter 2 inhibitor. *CPT Pharmacometrics Syst Pharmacol* 10 (6), 529-542, June 2021

Koppen A, et al.

Estimation of the risk of local and systemic effects in infants after ingestion of low-concentrated weak acids from descaling products. *Clinical Toxicology*, 1-5, June 2021

Kwon M, et al.

Pharmacokinetics of 2-phenoxyethanol and its major metabolite, phenoxyacetic acid, after dermal and inhaled routes of exposure: application to development PBPK model in rats. *Archives of Toxicology* 95 (6), 2019-2036, June 2021

Lang J, et al.

Impact of Hepatic CYP3A4 Ontogeny Functions on Drug-Drug Interaction Risk in Pediatric Physiologically-Based Pharmacokinetic/Pharmacodynamic Modeling: Critical Literature Review and Ivabradine Case Study. *Clinical Pharmacology and Therapeutics* 109 (6), 1618-1630, June 2021

Rasool MF, et al.

Development and evaluation of a physiologically based pharmacokinetic model to predict carvedilol-paroxetine metabolic drug-drug interaction in healthy adults and its extrapolation to virtual chronic heart failure patients for dose optimization. *Expert Opinion on Drug Metabolism & Toxicology* 17 (6), 717-724, June 2021

Sadighi A, et al.

Development of a Physiologically Based Pharmacokinetic Model for Prediction of Ethanol Concentration-Time Profile in Different Organs. *Alcohol and Alcoholism* 56 (4), 401-414, June 2021

Wagner C, et al.

Use of Physiologically Based Pharmacokinetic Modeling for Predicting Drug-Food Interactions: Recommendations for Improving Predictive Performance of Low Confidence Food Effect Models. *AAPS J* 23 (4), 85, June 2021

Pillai VC, et al.

Prediction of maternal and fetal pharmacokinetics of indomethacin in pregnancy. *British Journal of Clinical Pharmacology* 88 (1), 271-281, June 2021

Wu X, et al.

Physiologically based pharmacokinetic modelling of trestatinil after intravenous injection and extended-release oral tablet administration in healthy volunteers: An extrapolation to other patient populations including patients with hepatic impairment. *British Journal of Clinical Pharmacology* 88 (2), 587-599, June 2021

Dujic T, et al.

Interaction between Omeprazole and Gliclazide in Relation to CYP2C19 Phenotype. *J Pers Med* 11 (5), May 2021

Inatani S, et al.

Prediction of a clinically effective dose of THY1773, a novel V1B receptor antagonist, based on preclinical data. *Biopharmaceutics and Drug Disposition* 42 (5), 204-217, May 2021

Ji B, et al.

Drug-Drug Interaction Between Oxycodone and Diazepam by a Combined in Silico Pharmacokinetic and Pharmacodynamic Modeling Approach. *ACS Chemical Neuroscience* 12 (10), 1777-1790, May 2021

Li S, et al.

Prediction of oral hepatotoxic dose of natural products derived from traditional Chinese medicines based on SVM classifier and PBPK modeling. *Archives of Toxicology* 95 (5), 1683-1701, May 2021

Ngampanya A, et al.

Development and Qualification of a Physiologically Based Pharmacokinetic Model of Finasteride and Minoxidil Following Scalp Application. *Journal of Pharmaceutical Sciences* 110 (5), 2301-2310, May 2021

Ueno T, et al.

Physiologically-based pharmacokinetic modeling to predict drug interactions of lemborexant with CYP3A inhibitors. *CPT Pharmacometrics Syst Pharmacol* 10 (5), 455-466, May 2021

Wang K, et al.

Comprehensive PBPK model to predict drug interaction potential of Zanubrutinib as a victim or perpetrator. *CPT Pharmacometrics Syst Pharmacol* 10 (5), 441-454, May 2021

Yao X, et al.

Development of a Virtual Chinese Pediatric Population Physiological Model Targeting Specific Metabolism and Kidney Elimination Pathways. *Frontiers in Pharmacology* 12, 648697, May 2021

Arora P, et al.

Gender-based differences in brain and plasma pharmacokinetics of letrozole in sprague-dawley rats: Application of physiologically-based pharmacokinetic modeling to gain quantitative insights. *PLoS One* 16 (4), e0248579, April 2021

Jogiraju VK, et al.

Physiologically based pharmacokinetic modeling of altered tizanidine systemic exposure by CYP1A2 modulation: Impact of drug-drug interactions and cigarette consumption. *Drug Metabolism and Pharmacokinetics* 37, 100375, April 2021

Nauwelaerts N, et al.

A comprehensive review on non-clinical methods to study transfer of medication into breast milk- A contribution from the ConcePTION project. *Biomedicine and Pharmacotherapy* 136, 111038, April 2021

Omwenga I, et al.

Prediction of dose-dependent in vivo acetylcholinesterase inhibition by profenofos in rats and humans using physiologically based kinetic (PBK) modeling-facilitated reverse dosimetry. *Archives of Toxicology* 95 (4), 1287-1301, April 2021

Rasool MF, et al.

Development and evaluation of physiologically based pharmacokinetic drug-disease models for predicting captopril pharmacokinetics in chronic diseases. *Scientific Reports* 11 (1), 8589, April 2021

Ruanglertboon W, et al.

Mechanistic Modelling Identifies and Addresses the Risks of Empiric Concentration-Guided Sorafenib Dosing. *Pharmaceutics* 14 (5), 389, April 2021

Tan SPF, et al.

Predicting human tissue exposures to xenobiotics using a bottom-up physiologically-based biokinetic model. *ALTEX*, 38 (2), 253-268, April 2021

Sychterz C, et al.

When special populations intersect with drug-drug interactions: Application of physiologically-based pharmacokinetic modeling in pregnant populations. *Biopharmaceutics and Drug Disposition* 42 (4), 160-177, April 2021

Bhatnagar S, et al.

Dose adjustment of venetoclax when co-administered with posaconazole: clinical drug-drug interaction predictions using a PBPK approach. *Cancer Chemotherapy and Pharmacology*, 87 (4), 465-474, April 2021

Koinuma K, et al.

Relative contributions of metabolic enzymes to systemic elimination can be estimated from clinical DDI studies: Validation using an in silico approach. *Int J Clin Pharmacol Ther* 59 (3), 231-238, March 2021

Vazquez B, et al.

Perampanel and pregnancy. *Epilepsia* 62 (3), 698-708, March 2021

Chang HP, et al.

Age-Related Changes in Pediatric Physiology: Quantitative Analysis of Organ Weights and Blood Flows : Age-Related Changes in Pediatric Physiology. *AAPS J* 23 (3), 50, March 2021

Farhan N, et al.

Physiologically-based pharmacokinetics modeling to investigate formulation factors influencing the generic substitution of dabigatran etexilate. *CPT Pharmacometrics Syst Pharmacol* 10 (3), 199-210, March 2021

Lee J, et al.

Physiologically-based pharmacokinetic model for clozapine in Korean patients with schizophrenia. *Transl Clin Pharmacol* 29 (1), 33-44, March 2021

Song YK, et al.

Pharmacokinetic Characterization of Supinixin and Its Physiologically Based Pharmacokinetic Modeling in Rats. *Pharmaceutics* 13 (3), 373, March 2021

Yee KL, et al.

Physiologically Based Pharmacokinetic Modeling of Doravirine and Its Major Metabolite to Support Dose Adjustment With Rifabutin. *Journal of Clinical Pharmacology* 61 (3), 394-405, March 2021

Xie F, et al.

Physiologically based pharmacokinetic modelling of lisinopril in children: A case story of angiotensin converting enzyme inhibitors. *British Journal of Clinical Pharmacology* 87 (3), 1203-1214, March 2021

Segregur D, et al.

Prediction of plasma profiles of a weakly basic drug after administration of omeprazole using PBPK modeling. *European Journal of Pharmaceutical Sciences* 158, 105656, March 2021

Jiang R, et al.

Prediction of Transporter-Mediated Drug-Drug Interactions and Phenotyping of Hepatobiliary Transporters Involved in the Clearance of E7766, a Novel Macrocyclic-Bridged Dinucleotide. *Drug Metabolism and Disposition* 49 (3), 265-275, March 2021

Dolton MJ, et al.

Mechanistic Oral Absorption Modeling of Halofantrine: Exploring the Role of Intestinal Lymphatic Transport. *Journal of Pharmaceutical Sciences* 110 (3), 1427-1430, March 2021

Arammaal HH, et al.

Prophylactic perioperative cefuroxime levels in plasma and adipose tissue at the time of caesarean section (C-LACE): a protocol for a pilot experimental, prospective study with non-probability sampling to determine interpatient variability. *Pilot Feasibility Stud* 7 (1), 54, February 2021

Huang H, et al.

A physiologically based pharmacokinetic analysis to predict the pharmacokinetics of intravenous isavuconazole in patients with or without hepatic impairment. *Antimicrobial Agents & Chemotherapy*, e02032-20, February 2021

Lie W, et al.

Diagnosing intake and rationalizing toxicities associated with 5F-MDMB-PINACA and 4F-MDMB-BINACA abuse. *Archives of Toxicology* 95 (2), 489-508, February 2021

Li J, et al.

Physiologically Based Pharmacokinetic Modeling of Central Nervous System Pharmacokinetics of CDK4/6 Inhibitors to Guide Selection of Drug and Dosing Regimen for Brain Cancer Treatment. *Clinical Pharmacology and Therapeutics* 109 (2), 494-506, February 2021

Komasaka T and Dressman, J

Simulation of oral absorption from non-bioequivalent dosage forms of the salt of raltegravir, a poorly soluble acidic drug, using a physiologically based biopharmaceutical modeling (PBBM) approach. *European Journal of Pharmaceutical Sciences* 157, 105630, February 2021

Jo H, et al.

Model-Informed Pediatric Dose Selection for Dapagliflozin by Incorporating Developmental Changes. *CPT Pharmacometrics Syst Pharmacol* 10 (2), 108-118, February 2021

Effinger A, et al.

Predicting budesonide performance in healthy subjects and patients with Crohn's disease using biorelevant in vitro dissolution testing and PBPK modeling. *European Journal of Pharmaceutical Sciences* 157, 105617, February 2021

Callegari E, et al.

Physiologically-Based Pharmacokinetic Modeling of the Drug-Drug Interaction of the UGT Substrate Ertugliflozin Following Co-Administration with the UGT Inhibitor Mefenamic Acid. *CPT Pharmacometrics Syst Pharmacol* 10 (2), 127-136, February 2021

Bowman CM, et al.

Examination of Physiologically-Based Pharmacokinetic Models of Rosuvastatin. *CPT Pharmacometrics Syst Pharmacol* 10 (1), 5-17, January 2021

Chae YJ, et al.

Pharmacokinetic Estimation Models-based Approach to Predict Clinical Implications for CYP Induction by Calcitriol in Human Cryopreserved Hepatocytes and HepaRG Cells. *Pharmaceutics* 13 (2), 181, January 2021

Cui C, et al.

Physiologically based pharmacokinetic model of renally cleared antibacterial drugs in Chinese renal impairment patients. *Biopharmaceutics and Drug Disposition* 42 (1), 24-34, January 2021

Krogstad V, et al.

Correlation of Body Weight and Composition With Hepatic Activities of Cytochrome P450 Enzymes. *Journal of Pharmaceutical Sciences* 110 (1), 432-437, January 2021

Lingineni K, et al.

Quantitative Benefit-Risk Assessment of P-gp-Mediated Drug-Drug Interactions of Dabigatran Coadministered With Pharmacokinetic Enhancers in Patients With Renal Impairment. *Clinical Pharmacology and Therapeutics* 109 (1), 193-200, January 2021

Riddell K, et al.

An Adaptive Physiologically Based Pharmacokinetic-Driven Design to Investigate the Effect of Itraconazole and Rifampicin on the Pharmacokinetics of Molibresib (GSK525762) in Healthy Female Volunteers. *Journal of Clinical Pharmacology* 61 (1), 125-137, January 2021

Pepin XJH, et al.

Understanding Mechanisms of Food Effect and Developing Reliable PBPK Models Using a Middle-out Approach. *AAPS J* 23 (1), 12, January 2021

Le Merdy M, et al.

Physiologically Based Pharmacokinetic Modeling Approach to Identify the Drug-Drug Interaction Mechanism of Nifedipine and a Proton Pump Inhibitor, Omeprazole. *European Journal of Drug Metabolism and Pharmacokinetics* 46 (1), 41-51, January 2021

Higashimori M, et al.

Physiologically Based Pharmacokinetic Modelling of Glycopyrronium in Patients With Renal Impairment. *Journal of Pharmaceutical Sciences* 110 (1), 438-445, January 2021

Fouad SA, et al.

Preparation of solid dispersion systems for enhanced dissolution of poorly water soluble diacerein: In-vitro evaluation, optimization and physiologically based pharmacokinetic modeling. *PLoS One* 16 (1), e0245482, January 2021

Badaoui S, et al.

Application of Model Informed Precision Dosing to Address the Impact of Pregnancy Stage and CYP2D6 Phenotype on Foetal Morphine Exposure. *AAPS J* 23 (1), 15, January 2021

Agyemang A, et al.

A Physiologically Based Pharmacokinetic Model to Predict Potential Drug-Drug Interactions and Inform Dosing of Acumapimod, an Oral p38 MAPK Inhibitor. *CPT Pharmacometrics Syst Pharmacol* 10 (1), 30-39, January 2021

Kayesh R, et al.

Assessing OATP1B1- and OATP1B3-Mediated Drug-Drug Interaction Potential of Vemurafenib Using R-Value and Physiologically-Based Pharmacokinetic Models. *Journal of Pharmaceutical Sciences* 110 (1), 314-324, January 2021

2020 INDEPENDENT APPLICATIONS OF SIMCYP

Tse S, et al.

Application of Physiologically Based Pharmacokinetic Modeling to Predict Drug Exposure and Support Dosing Recommendations for Potential Drug-Drug Interactions or in Special Populations: An Example Using Tofacitinib. *Journal of Clinical Pharmacology* 60 (12), 1617-1628, December 2020

Yu Y, et al.

Palbociclib (PD-0332991) pharmacokinetics in subjects with impaired renal function. *Cancer Chemotherapy and Pharmacology* 86 (6), 701-710, December 2020

Tsai A, et al.

Physiologically Based Pharmacokinetic Modeling of CFTR Modulation in People with Cystic Fibrosis Transitioning from Mono or Dual Regimens to Triple-Combination Elexacaftor/ Tezacaftor/Ivacaftor. *Pulm Ther* 6 (2), 275-286, December 2020

Thakur A, et al.

Physiologically-Based Pharmacokinetic Modeling to Predict the Clinical Efficacy of the Coadministration of Lopinavir and Ritonavir against SARS-CoV-2. *Clinical Pharmacology and Therapeutics* 108 (6), 1176-1184, December 2020

Sane R, et al.

Calibrating the In Vitro-In Vivo Correlation for OATP-Mediated Drug-Drug Interactions with Rosuvastatin Using Static and PBPK Models. *Drug Metabolism and Disposition* 48 (12), 1264-1270, December 2020

Paraiso RLM, et al.

The use of PBPK/PD to establish clinically relevant dissolution specifications for zolpidem immediate release tablets. *European Journal of Pharmaceutical Sciences* 155, 105534, December 2020

Liang X, et al.

In Vitro Hepatic Uptake in Human and Monkey Hepatocytes in the Presence and Absence of Serum Protein and Its In Vitro to In Vivo Extrapolation. *Drug Metabolism and Disposition* 48 (12), 1283-1292, December 2020

Chapa R, et al.

Contribution of Uptake and Efflux Transporters to Oral Pharmacokinetics of Furosemide. *ACS Omega* 5 (51), 32939-32950, December 2020

Liu S, et al.

Predicting the Effects of CYP2C19 and Carboxylesterases on Vicagrel, a Novel P2Y12 Antagonist, by Physiologically Based Pharmacokinetic/Pharmacodynamic Modeling Approach. *Frontiers in Pharmacology* 11, 591854, December 2020

Cicali B, et al.

Assessing the impact of cystic fibrosis on the antipyretic response of ibuprofen in children: Physiologically-based modeling as a candle in the dark. *British Journal of Clinical Pharmacology* 86 (11), 2247-2255, November 2020

Otsuka Y, et al.

Physiologically-Based Pharmacokinetic Modeling for the Prediction of a Drug-Drug Interaction of Combined Effects on P-glycoprotein and Cytochrome P450 3A. *CPT Pharmacometrics Syst Pharmacol* 9 (11), 659-669, November 2020

Li N, et al.

Albumin-Mediated Uptake Improves Human Clearance Prediction for Hepatic Uptake Transporter Substrates Aiding a Mechanistic In Vitro-In Vivo Extrapolation (IVIVE) Strategy in Discovery Research. *AAPS J* 23 (1), 1, November 2020

Mori-Anai K, et al.

Mechanistic evaluation of the effect of sodium-dependent glucose transporter 2 inhibitors on delayed glucose absorption in patients with type 2 diabetes mellitus using a quantitative systems pharmacology model of human systemic glucose dynamics. *Biopharmaceutics and Drug Disposition* 41 (8-9), 352-366, November 2020

Prakash C, et al.

Physiologically based pharmacokinetic modeling and simulation to predict drug-drug interactions of ivosidenib with CYP3A perpetrators in patients with acute myeloid leukemia. *Cancer Chemotherapy and Pharmacology* 86 (5), 619-632, November 2020

Cristea S, et al.

The Predictive Value of Glomerular Filtration Rate-Based Scaling of Pediatric Clearance and Doses for Drugs Eliminated by Glomerular Filtration with Varying Protein-Binding Properties. *Clinical Pharmacokinetics* 59 (10), 1291-1301, October 2020

Franchetti Y, et al.

Dose Optimization in Kidney Disease: Opportunities for PBPK Modeling and Simulation. *Journal of Clinical Pharmacology* 60 Suppl 1, S36-S51, October 2020

Lang J, et al.

Simultaneous Ivabradine Parent-Metabolite PBPK/PD Modelling Using a Bayesian Estimation Method. *AAPS J* 22 (6), 129, October 2020

Adiwidjaja J, et al.

Potential for pharmacokinetic interactions between Schisandra sphenanthera and bosutinib, but not imatinib: in vitro metabolism study combined with a physiologically-based pharmacokinetic modelling approach. *British Journal of Clinical Pharmacology* 86 (10), 2080-2094, October 2020

Dennison TJ, et al.

Formulation and Bioequivalence Testing of Fixed-Dose Combination Orally Disintegrating Tablets for the Treatment of Tuberculosis in the Paediatric Population. *Journal of Pharmaceutical Sciences* 109 (10), 3105-3113, October 2020

Punt A, et al.

New approach methodologies (NAMs) for human-relevant biokinetics predictions: Meeting the paradigm shift in toxicology towards an animal-free chemical risk assessment. *ALTEX* 37 (4), 607-622, October 2020

Jaminion F, et al.

PKPD and cardiac single cell modeling of a DDI study with a CYP3A4 substrate and itraconazole to quantify the effects on QT interval duration. *Journal of Pharmacokinetics and Pharmacodynamics* 47 (5), 447-459, October 2020

Martinez MN, et al.

Considerations in the extrapolation of drug toxicity between humans and dogs. *Current Opinion in Toxicology* 23-24, 98-105, October-December 2020

Samineni D, et al.

Physiologically Based Pharmacokinetic Model-Informed Drug Development for Polatuzumab Vedotin: Label for Drug-Drug Interactions Without Dedicated Clinical Trials. *Journal of Clinical Pharmacology* 60 Suppl 1, S120-S131, October 2020

Shen M, et al.

Pain Chemogenomics Knowledgebase (Pain-CKB) for Systems Pharmacology Target Mapping and Physiologically Based Pharmacokinetic Modeling Investigation of Opioid Drug-Drug Interactions. *ACS Chemical Neuroscience* 11 (20), 3245-3258, October 2020

Wu F, et al.

Physiologically based pharmacokinetic modeling to assess metabolic drug-drug interaction risks and inform the drug label for fedratinib. *Cancer Chemotherapy and Pharmacology* 86 (4), 461-473, October 2020

Chaphekar N, et al.

Model-Informed Dose Optimization in Pregnancy. *Journal of Clinical Pharmacology* 60 Suppl 1, S63-S76, October 2020

Dolton MJ, et al.

A Physiologically Based Pharmacokinetic Model of Vismodegib: Deconvoluting the Impact of Saturable Plasma Protein Binding, pH-Dependent Solubility and Nonsink Permeation. *AAPS J* 22 (5), 117, September 2020

Eke AC and Gebreyohannes RD

Physiologically based pharmacokinetic modeling (PBPK's) prediction potential in clinical pharmacology decision making during pregnancy. *International Journal of Gynaecology and Obstetrics* 150 (3), 414-416, September 2020

Samant TS, et al.

Ribociclib Drug-Drug Interactions: Clinical Evaluations and Physiologically-Based Pharmacokinetic Modeling to Guide Drug Labeling. *Clinical Pharmacology and Therapeutics* 108 (3), 575-585, September 2020

Riedmaier AE, et al.

Use of Physiologically Based Pharmacokinetic (PBPK) Modeling for Predicting Drug-Food Interactions: an Industry Perspective. *AAPS J* 22 (6), 123, September 2020

Van den Bergh A, et al.

Pharmacokinetic Drug-Drug Interaction of Apalutamide, Part 2: Investigating Interaction Potential Using a Physiologically Based Pharmacokinetic Model. *Clinical Pharmacokinetics* 59 (9), 1149-1160, September 2020

Xiao J, et al.

Biliary Excretion-Mediated Food Effects and Prediction. *AAPS J* 22(6), 124, Sep 2020

Ahmad A, et al.

IMI- Oral biopharmaceutics tools project- Evaluation of bottom-up PBPK prediction success part 4: Prediction accuracy and software comparisons with improved data and modelling strategies. *European Journal of Pharmaceutics and Biopharmaceutics* 156, 50-63, August 2020

Almurjan A, et al.

Precision dosing-based optimisation of paroxetine during pregnancy for poor and ultrarapid CYP2D6 metabolisers: a virtual clinical trial pharmacokinetics study. *Journal of Pharmacy and Pharmacology* 72 (8), 1049-1060, August 2020

Ammar HO, et al.

Ethosome-Derived Invasomes as a Potential Transdermal Delivery System for Vardenafil Hydrochloride: Development, Optimization and Application of Physiologically Based Pharmacokinetic Modeling in Adults and Geriatrics. *Int J Nanomedicine* 15, 5671-5685, August 2020

Chen F, et al.

Evaluation of the Impacts of Formulation Parameters on the Pharmacokinetics and Bioequivalence of Risperidone Orodispersible Film: a Physiologically Based Pharmacokinetic Modeling Approach. *AAPS PharmSciTech* 21 (7), 245, August 2020

Dong Z, et al.

Application of Physiologically-Based Pharmacokinetic Modeling to Predict Gastric pH-Dependent Drug-Drug Interactions for Weak Base Drugs. *CPT Pharmacometrics Syst Pharmacol* 9 (8), 456-465, August 2020

Fiolka T, et al.

Biorelevant Two-Stage In Vitro Testing for rDCS Classification and in PBPK Modeling-Case Example Ritonavir. *Journal of Pharmaceutical Sciences* 109 (8), 2512-2526, August 2020

Klump L and J Dressman

Physiologically based pharmacokinetic model outputs depend on dissolution data and their input: Case examples glibenclamide and dipyridamole. *European Journal of Pharmaceutical Sciences* 151 105380, August 2020

Loisios-Konstantinidis I, et al.

Using Physiologically Based Pharmacokinetic Modeling to Assess the Risks of Failing Bioequivalence Criteria: a Tale of Two Ibuprofen Products. *AAPS J* 22 (5), 113, August 2020

Radeva-Ilieva MP, et al.

Protective Effect of Methylxanthine Fractions Isolated from Bancha Tea Leaves against Doxorubicin-Induced Cardio- and Nephrotoxicities in Rats. *Biomed Res Int* 2020, 4018412, August 2020

Schuck E, et al.

Changes in perampanel levels during de-induction: Simulations following carbamazepine discontinuation. *Acta Neurologica Scandinavica* 142 (2), 131-138, August 2020

Shi M, et al.

Integrating in vitro data and physiologically based kinetic modeling-facilitated reverse dosimetry to predict human cardiotoxicity of methadone. *Archives of Toxicology* 94 (8), 2809-2827, August 2020

Tomita Y, et al.

Prediction methods of drug-drug interactions of non-oral CYP3A4 substrates based on clinical interaction data after oral administrations- Validation with midazolam, alfentanil, and verapamil after intravenous administration and prediction for blonanserin transdermal patch. *Drug Metabolism and Pharmacokinetics* 35 (4), 345-353, August 2020

Verscheijden LFM, et al.

Chloroquine Dosing Recommendations for Pediatric COVID-19 Supported by Modeling and Simulation. *Clinical Pharmacology and Therapeutics* 108 (2), 248-252, August 2020

Zuo P

Capturing the Magic Bullet: Pharmacokinetic Principles and Modeling of Antibody-Drug Conjugates. *AAPS J* 22 (5), 105, August 2020

Arnold SLM and F Buckner

Hydroxychloroquine for Treatment of SARS-CoV-2 Infection? Improving Our Confidence in a Model-Based Approach to Dose Selection. *Clinical and Translational Science* 13 (4), 642-645, July 2020

Verscheijden LFM, et al.

Physiologically-based pharmacokinetic models for children: Starting to reach maturation? *Pharmacology and Therapeutics* 211, 107541, July 2020

Cai T, et al.

The Influence of Different Triazole Antifungal Agents on the Pharmacokinetics of Cyclophosphamide. *Annals of Pharmacotherapy* 54 (7), 676-683, July 2020

Chen KF, et al.

Silver Diamine Fluoride in Children Using Physiologically Based PK Modeling. *Journal of Dental Research* 99 (8), 907-913, July 2020

Cui C, et al.

Dose selection of chloroquine phosphate for treatment of COVID-19 based on a physiologically based pharmacokinetic model. *Acta Pharm Sin B* 10 (7), 1216-1227, July 2020

Posada MM, et al.

Predicting Clinical Effects of CYP3A4 Modulators on Abemaciclib and Active Metabolites Exposure Using Physiologically Based Pharmacokinetic Modeling. *Journal of Clinical Pharmacology* 60 (7), 915-930, July 2020

Rasool MF, et al.

Investigating the Role of Altered Systemic Albumin Concentration on the Disposition of Theophylline in Adult and Pediatric Patients with Asthma by Using the Physiologically Based Pharmacokinetic Approach. *Drug Metabolism and Disposition: The Biological Fate of Chemicals* 48 (7), 570-579, July 2020

Achour B, et al.

Mass Spectrometry of Human Transporters. *Annual Review of Analytical Chemistry (Palo Alto, Calif.)* 13 (1), 223-247, June 2020

Adiwidjaja J, et al.

Physiologically-Based Pharmacokinetic Predictions of the Effect of Curcumin on Metabolism of Imatinib and Bosutinib: In Vitro and In Vivo Disconnect. *Pharmaceutical Research* 37 (7), 128, June 2020

Chen W, et al.

The underlying mechanisms of lorlatinib penetration across the blood-brain barrier and the distribution characteristics of lorlatinib in the brain. *Cancer Med* 9 (12), 4350-4359, June 2020

Chen Y, et al.

Physiologically-Based Pharmacokinetic Model-Informed Drug Development for Fenebrutinib: Understanding Complex Drug-Drug Interactions. *CPT Pharmacometrics Syst Pharmacol* 9 (6), 332-341, June 2020

Cristea S, et al.

The Influence of Drug Properties and Ontogeny of Transporters on Pediatric Renal Clearance through Glomerular Filtration and Active Secretion: a Simulation-Based Study. *AAPS J* 22 (4), 87, June 2020

Doki K, et al.

Utilizing physiologically based pharmacokinetic modeling to predict theoretically conceivable extreme elevation of serum flecainide concentration in an anuric hemodialysis patient with cirrhosis. *European Journal of Clinical Pharmacology* 76 (6), 821-831, June 2020

Freriksen JJM, et al.

Assessment of Maternal and Fetal Dolutegravir Exposure by Integrating Ex Vivo Placental Perfusion Data and Physiologically-Based Pharmacokinetic Modeling. *Clinical Pharmacology and Therapeutics* 107 (6), 1352-1361, June 2020

Song L, et al.

Preliminary physiologically based pharmacokinetic modeling of renally cleared drugs in Chinese pregnant women. *Biopharmaceutics and Drug Disposition* 41 (6), 248-267, June 2020

Badhan RKS and H Macfarlane

Quetiapine dose optimisation during gestation: a pharmacokinetic modelling study. *Journal of Pharmacy and Pharmacology* 72 (5), 670-681, May 2020

Chiney MS, et al.

Quantitative Assessment of Elagolix Enzyme-Transporter Interplay and Drug-Drug Interactions Using Physiologically Based Pharmacokinetic Modeling. *Clinical Pharmacokinetics* 59 (5), 617-627, May 2020

Ito K, et al.

Hepatic Transporter Alterations by Nuclear Receptor Agonist T0901317 in Sandwich-Cultured Human Hepatocytes: Proteomic Analysis and PBPK Modeling to Evaluate Drug-Drug Interaction Risk. *Journal of Pharmacology and Experimental Therapeutics* 373 (2), 261-268, May 2020

Smits A, et al.

A Physiology-Based Pharmacokinetic Framework to Support Drug Development and Dose Precision During Therapeutic Hypothermia in Neonates. *Frontiers in Pharmacology* 11 587, May 2020

Vildhede A, et al.

Quantitative Proteomics and Mechanistic Modeling of Transporter-Mediated Disposition in Nonalcoholic Fatty Liver Disease. *Clinical Pharmacology and Therapeutics* 107 (5), 1128-1137, May 2020

Antonescu IE, et al.

Acamprosate Is a Substrate of the Human Organic Anion Transporter (OAT) 1 without OAT3 Inhibitory Properties: Implications for Renal Acamprosate Secretion and Drug-Drug Interactions. *Pharmaceutics* 12 (4), April 2020

Combes FP, et al.

Model-Informed Drug Development for Everolimus Dosing Selection in Pediatric Infant Patients. *CPT Pharmacometrics Syst Pharmacol* 9 (4), 230-237, April 2020

Ghoneim AM and SM Mansour

The Effect of Liver and Kidney Disease on the Pharmacokinetics of Clozapine and Sildenafil: A Physiologically Based Pharmacokinetic Modeling. *Drug Design, Development and Therapy* 14 1469-1479, April 2020

Hens B, et al.

Biopredictive in vitro testing methods to assess intestinal drug absorption from supersaturating dosage forms. *Journal of Drug Delivery Science and Technology* 56 (Part B), 101275, April 2020

Iwasaki S, et al.

A Translational Physiologically Based Pharmacokinetics/ Pharmacodynamics Framework of Target-Mediated Disposition, Target Inhibition and Drug-Drug Interactions of Bortezomib. *AAPS J* 22 (3), 66, April 2020

McPhail BT, et al.

Utilizing Pediatric Physiologically Based Pharmacokinetic Models to Examine Factors That Contribute to Methadone Pharmacokinetic Variability in Neonatal Abstinence Syndrome Patients. *Journal of Clinical Pharmacology* 60 (4), 453-465, April 2020

Notsu Y, et al.

Simple pharmacokinetic models accounting for drug monitoring results of atomoxetine and its 4-hydroxylated metabolites in Japanese pediatric patients genotyped for cytochrome P450 2D6. *Drug Metabolism and Pharmacokinetics* 35 (2), 191-200, April 2020

Patel A, et al.

Drug Interactions for Low-Dose Inhaled Nemiralisib: A Case Study Integrating Modeling, In Vitro, and Clinical Investigations. *Drug Metabolism and Disposition: The Biological Fate of Chemicals* 48 (4), 307-316, April 2020

Wu X, et al.

Physiologically Based Pharmacokinetic Approach Can Successfully Predict Pharmacokinetics of Citalopram in Different Patient Populations. *Journal of Clinical Pharmacology* 60 (4), 477-488, April 2020

Auvin S, et al.

Radiprodil, a NR2B negative allosteric modulator, from bench to bedside in infantile spasm syndrome. *Ann Clin Transl Neurol* 7 (3), 343-352, March 2020

Litou C, et al.

Combining biorelevant in vitro and in silico tools to investigate the in vivo performance of the amorphous solid dispersion formulation of etravirine in the fed state. *European Journal of Pharmaceutical Sciences* 149, 105297, March 2020

Louisse J, et al.

Towards harmonization of test methods for in vitro hepatic clearance studies. *Toxicology In Vitro* 63 104722, March 2020

Matsumura N, et al.

Prediction Characteristics of Oral Absorption Simulation Software Evaluated Using Structurally Diverse Low-Solubility Drugs. *Journal of Pharmaceutical Sciences* 109 (3), 1403-1416, March 2020

O'Dwyer PJ, et al.

On the Usefulness of Two Small-Scale In Vitro Setups in the Evaluation of Luminal Precipitation of Lipophilic Weak Bases in Early Formulation Development. *Pharmaceutics* 12 (3), March 2020

Li J, et al.

Impact of hepatic and renal impairment on the pharmacokinetics and tolerability of eliglustat therapy for Gaucher disease type 1. *Molecular Genetics and Metabolism* 129 (2), 117-124, February 2020

Zhang M, et al.

Development of a Physiologically Based Pharmacokinetic Model for Hydroxychloroquine and Its Application in Dose Optimization in Specific COVID-19 Patients. *Frontiers in Pharmacology* 11, 585021, February 2020

Loisios-Konstantinidis I, et al.

Establishing virtual bioequivalence and clinically relevant specifications using in vitro biorelevant dissolution testing and physiologically-based population pharmacokinetic modeling. case example: Naproxen. *European Journal of Pharmaceutical Sciences* 143, 105170, February 2020

Oggianu L, et al.

Estimation of an Appropriate Dose of Trazodone for Pediatric Insomnia and the Potential for a Trazodone-Atomoxetine Interaction. *CPT Pharmacometrics Syst Pharmacol* 9 (2), 77-86, February 2020

Charman SA, et al.

An in vitro toolbox to accelerate anti-malarial drug discovery and development. *Malaria Journal* 19 (1), 1, January 2020

Guo Y, et al.

Quantitative Prediction of CYP3A4- and CYP3A5-Mediated Drug Interactions. *Clinical Pharmacology and Therapeutics* 107 (1), 246-256, January 2020

Higashimori M, et al.

Physiologically based pharmacokinetic modeling to predict exposures in healthy Japanese subjects with different CYP2C19 phenotypes: Esomeprazole case study. *International Journal of Clinical Pharmacology and Therapeutics* 58 (1), 29-36, January 2020

Huang W and N Isoherranen

Sampling Site Has a Critical Impact on Physiologically Based Pharmacokinetic Modeling. *Journal of Pharmacology and Experimental Therapeutics* 372 (1), 30-45, January 2020

Krogstad V, et al.

A Comparative Analysis of Cytochrome P450 Activities in Paired Liver and Small Intestinal Samples from Patients with Obesity. *Drug Metabolism and Disposition* 48 (1), 8-17, January 2020

Liu SN, et al.

Probenecid-Boosted Tenofovir: A Physiologically-Based Pharmacokinetic Model-Informed Strategy for On-Demand HIV Preexposure Prophylaxis. *CPT Pharmacometrics Syst Pharmacol* 9 (1), 40-47, January 2020

Yu Y, et al.

Physiologically Based Pharmacokinetic Modeling and Simulation of Sunitinib in Pediatrics. *AAPS J* 22 (2), 31, January 2020

2019 INDEPENDENT APPLICATIONS OF SIMCYP

Cristofolletti R, et al.

Integrating Drug- and Formulation-Related Properties With Gastrointestinal Tract Variability Using a Product-Specific Particle Size Approach: Case Example Ibuprofen. *Journal of Pharmaceutical Sciences* 108 (12), 3842-3847, December 2019.

Escher SE, et al.

Towards grouping concepts based on new approach methodologies in chemical hazard assessment: the read-across approach of the EU-ToxRisk project. *Archives of Toxicology* 93 (12), 3643-3667, December 2019.

Yamamoto K, et al.

Pharmacokinetic assessment of alprazolam-induced neonatal abstinence syndrome using physiologically based pharmacokinetic model. *Drug Metabolism and Pharmacokinetics* 34 (6), 400-402, December 2019.

Antonescu IE, et al.

The Permeation of Acamprosate Is Predominantly Caused by Paracellular Diffusion across Caco-2 Cell Monolayers: A Paracellular Modeling Approach. *Molecular Pharmaceutics* 16 (11), 4636-4650, November 2019.

Cheong EJY, et al.

Systematic Development and Verification of a Physiologically Based Pharmacokinetic Model of Rivaroxaban. *Drug Metabolism and Disposition* 47 (11), 1291-1306, November 2019.

Gardin A, et al.

Siponimod pharmacokinetics, safety, and tolerability in combination with the potent CYP3A4 inhibitor itraconazole in healthy subjects with different CYP2C9 genotypes. *European Journal of Clinical Pharmacology* 75 (11), 1565-1574, November 2019.

Jeong HC, et al.

Evaluation of the Effect of CYP2D6 Genotypes on Tramadol and O-Desmethyltramadol Pharmacokinetic Profiles in a Korean Population Using Physiologically-Based Pharmacokinetic Modeling. *Pharmaceutics* 11 (11), 618, November 2019.

Li S, et al.

Prediction of pharmacokinetic drug-drug interactions causing atorvastatin-induced rhabdomyolysis using physiologically based pharmacokinetic modelling. *Biomedicine and Pharmacotherapy* 119, 109416, November 2019.

Ota M, et al.

Adult and infant pharmacokinetic profiling of dihydrocodeine using physiologically based pharmacokinetic modeling. *Biopharmaceutics and Drug Disposition* 40 (9), 350-357, November 2019.

Paraiso RLM, et al.

In-vitro-in-silico investigation of the negative food effect of zolpidem when administered as immediate-release tablets. *Journal of Pharmacy and Pharmacology* 71 (11), 1663-1676, November 2019.

Rasool MF, et al.

Development and Evaluation of Physiologically Based Pharmacokinetic Drug-Disease Models for Predicting Rifampicin Exposure in Tuberculosis and Cirrhosis Populations. *Pharmaceutics* 11 (11), 578, November 2019.

Zhou L, et al.

Assessing pharmacokinetic differences in Caucasian and East Asian (Japanese, Chinese and Korean) populations driven by CYP2C19 polymorphism using physiologically-based pharmacokinetic modelling. *European Journal of Pharmaceutical Sciences* 139, 105061, November 2019.

Huth F, et al.

Prediction of the Impact of CYP2C9 Genotypes on the Drug-Drug Interaction Potential of Siponimod with PBPK Modeling: A Comprehensive Approach for Drug Label Recommendations. *Clinical Pharmacology & Therapeutics* 106 (5):1113-1124, November 2019.

Lin J, et al.

Physiologically Based Pharmacokinetic Modeling Suggests Limited Drug-Drug Interaction for Fesoterodine When Coadministered With Mirabegron. *Journal of Clinical Pharmacology* 59 (11), 1505-1518, November 2019.

Ali I, et al.

Impact of reduced P-glycoprotein function on digoxin concentrations in patients with dementia. *British Journal of Clinical Pharmacology* 85 (10), 2351-2359, October 2019.

Aslanis V, et al.

Multiple administrations of fluconazole increase plasma exposure to ruxolitinib in healthy adult subjects. *Cancer Chemotherapy and Pharmacology* 84 (4), 749-757, October 2019.

Litou C, et al.

Combining biorelevant *in vitro* and *in silico* tools to simulate and better understand the *in vivo* performance of a nano-sized formulation of aprepitant in the fasted and fed states. *European Journal of Pharmaceutical Sciences* 138, 105031, October 2019.

Yamazaki H & Y Kamiya

Extrapolation of Hepatic Concentrations of Industrial Chemicals Using Pharmacokinetic Models to Predict Hepatotoxicity. *Toxicol Res* 35 (4), 295-301, October 2019.

Bergman A, et al.

Effect of Hepatic Organic Anion-Transporting Polypeptide 1B Inhibition and Chronic Kidney Disease on the Pharmacokinetics of a Liver-Targeted Glucokinase Activator: A Model-Based Evaluation. *Clinical Pharmacology and Therapeutics* 106 (4), 792-802, October 2019.

Farasyn T, et al.

Preincubation With Everolimus and Sirolimus Reduces Organic Anion-Transporting Polypeptide (OATP)1B1- and 1B3-Mediated Transport Independently of mTOR Kinase Inhibition: Implication in Assessing OATP1B1- and OATP1B3-Mediated Drug-Drug Interactions. *Journal of Pharmaceutical Sciences* 108 (10), 3443-3456, October 2019.

Chan JCY, et al.

Bottom-up physiologically-based biokinetic modelling as an alternative to animal testing. *ALTEX* 36 (4), 597-612, October 2019.

Caniga M, et al.

Estimation of Fraction Dissolved After Intratracheal Delivery of a Potent Janus Kinase Inhibitor, iJAK-001, with Low Solubility in Rat and Sheep: Impact of Preclinical PKPD on Inhaled Human Dose Projection. *Journal of Aerosol Medicine and Pulmonary Drug Delivery* 32 (5), 251-265, October 2019.

Chen Y, et al.

Recommendations for the Design of Clinical Drug-Drug Interaction Studies With Itraconazole Using a Mechanistic Physiologically-Based Pharmacokinetic Model. *Translational and Clinical Pharmacology* 8 (9), 685-695, September 2019.

Ji B, et al.

Prediction of Drug-Drug Interactions Between Opioids and Overdosed Benzodiazepines Using Physiologically Based Pharmacokinetic (PBPK) Modeling and Simulation. *Drugs in R&D* 19 (3), 297-305, September 2019.

Yamazaki S, et al.

Physiologically-Based Pharmacokinetic Modeling Approach to Predict Rifampin-Mediated Intestinal P-Glycoprotein Induction. *CPT: Pharmacometrics & Systems Pharmacology* 8 (9), 634-642, September 2019.

Yoon S, et al.

Development of a physiologically-based pharmacokinetic model for cyclosporine in Asian children with renal impairment. *Translational and Clinical Pharmacology* 27 (3), 107-114, September 2019.

Morse BL, et al.

Physiologically-Based Pharmacokinetic Modeling of Atorvastatin Incorporating Delayed Gastric Emptying and Acid-to-Lactone Conversion. *CPT: Pharmacometrics & Systems Pharmacology* 8 (9):664-675, September 2019.

Cheung KWK, et al.

GDC-0810 pharmacokinetics and transporter-mediated drug interaction evaluation with an endogenous biomarker in the first-in-human, dose escalation study. *Drug Metabolism & Disposition* 47(9):966-973, September 2019.

Ghate VM, et al.

Physiologically Based Pharmacokinetic (PBPK) Modelling for *In vitro-In vivo* Extrapolation: Emphasis on the Use of Dissolution Data. *Dissolution Technologies* 26 (3), 18-27, August 2019.

Madden JC, et al.

In silico resources to assist in the development and evaluation of physiologically-based kinetic models. *Computational Toxicology* 11 33-49, August 2019.

Storelli F, et al.

Physiologically-Based Pharmacokinetic Modeling for the Prediction of CYP2D6-Mediated Gene-Drug-Drug Interactions. *CPT: Pharmacometrics & Systems Pharmacology* 8(8):567-576, August 2019.

Zhou L, et al.

Physiologically based pharmacokinetic modelling to predict exposure differences in healthy volunteers and subjects with renal impairment: Ceftazidime case study. *Basic & Clinical Pharmacology & Toxicology* 125(2), 100-107, August 2019.

Konishi K, et al.

Physiologically-based pharmacokinetic modeling for mirabegron: a multi-elimination pathway mediated by cytochrome P450 3A4, uridine 5'-diphosphate-glucuronosyltransferase 2B7, and butyrylcholinesterase. *Xenobiotica* 49(8), 912-921, August 2019.

Zhou D, et al.

Evaluation of the Drug-Drug Interaction Potential of Acabrutinib and Its Active Metabolite, ACP-5862, Using a Physiologically-Based Pharmacokinetic Modeling Approach. *CPT: Pharmacometrics & Systems Pharmacology* 8(7), 489-499, July 2019.

Li GF, et al.

Impact of Ethnicity-Specific Hepatic Microsomal Scaling Factor, Liver Weight, and Cytochrome P450 (CYP) 1A2 Content on Physiologically Based Prediction of CYP1A2-Mediated Pharmacokinetics in Young and Elderly Chinese Adults. *Clinical Pharmacokinetics* 58(7), 927-941, July 2019.

Fan J, et al.

The Pharmacokinetic Prediction of Cyclosporin A after Coadministration with Wuzhi Capsule. *AAPS PharmSciTech* 20(6), 247, July 2019.

Adiwidjaja J, et al.

Physiologically Based Pharmacokinetic Modelling of Hyperforin to Predict Drug Interactions with St John's Wort. *Clinical Pharmacokinetics* 58(7), 911-926, July 2019.

Charalabidis A, et al.

The Biopharmaceutics Classification System (BCS) and the Biopharmaceutics Drug Disposition Classification System (BDDCS): Beyond guidelines. *International Journal of Pharmaceutics* 566, 264-281, July 2019.

Badhan RKS, et al.

The optimization of methadone dosing whilst treating with rifampicin: A pharmacokinetic modeling study. *Drug and Alcohol Dependence* 200, 168-180, July 2019.

Kapetas AJ, et al.

Guidance for Rifampin and Midazolam Dosing Protocols To Study Intestinal and Hepatic Cytochrome P450 (CYP) 3A4 Induction and De-induction. *The AAPS Journal* 21(5), 78, June 2019.

Albrecht W, et al.

Prediction of human drug-induced liver injury (DILI) in relation to oral doses and blood concentrations. *Archives of Toxicology* 93(6), 1609-1637, June 2019.

Conner TM, et al.

A Physiologically Based Pharmacokinetic Model for Optimally Profiling Lamotrigine Disposition and Drug-Drug Interactions. *European Journal of Drug Metabolism and Pharmacokinetics* 44(3), 389-408, June 2019.

Verscheijden LFM, et al.

Development of a physiologically-based pharmacokinetic pediatric brain model for prediction of cerebrospinal fluid drug concentrations and the influence of meningitis. *PLoS Computational Biology* 15(6), e1007117, June 2019.

Pierrillas PB, et al.

Prediction of human nonlinear pharmacokinetics of a new Bcl-2 inhibitor using PBPK modelling and interspecies extrapolation strategy. *Drug Metabolism & Disposition* 47(6), 648-656, June 2019.

Varma MVS, et al.

Clopidogrel as a Perpetrator of Drug-Drug Interactions: A Challenge for Quantitative Predictions? *Clinical Pharmacology & Therapeutics* 105(6), 1295-1299, June 2019.

Thémans P, et al.

Towards a Generic Tool for Prediction of Meropenem Systemic and Infection-Site Exposure: A Physiologically Based Pharmacokinetic Model for Adult Patients with Pneumonia. *Drugs in R&D* 19(2), 177-189, June 2019.

Heimbach T, et al.

Physiologically Based Pharmacokinetic Modeling to Supplement Nilotinib Pharmacokinetics and Confirm Dose Selection in Pediatric Patients. *Journal of Pharmaceutical Sciences* 108(6), 2191-2198, June 2019.

Idkaidek N & Al-Ghazawi A.

Effect of Flying at High Altitude on Early Exposure of Paracetamol in Humans. *Drug Research* 69(6), 348-351, June 2019.

Sorich MJ, et al.

Use of Physiologically Based Pharmacokinetic Modeling to Identify Physiological and Molecular Characteristics Driving Variability in Axitinib Exposure: A Fresh Approach to Precision Dosing in Oncology. *Journal of Clinical Pharmacology* 59(6), 872-879, June 2019.

Shebley M & Einolf HJ.

Practical Assessment of Clinical Drug-Drug Interactions in Drug Development Using Physiologically Based Pharmacokinetics Modeling. *Clinical Pharmacology and Therapeutics* 105(6), 1326-1328, June 2019.

Itohara K, et al.

A Minimal Physiologically-Based Pharmacokinetic Model for Tacrolimus in Living-Donor Liver Transplantation: Perspectives Related to Liver Regeneration and the cytochrome P450 3A5 (CYP3A5) Genotype. *CPT: Pharmacometrics & Systems Pharmacology* 8 (8), 587-595, June 2019.

Biesdorf C, et al.

Physiologically-based pharmacokinetics of ziprasidone in pregnant women. *British Journal of Clinical Pharmacology* 85(5), 914-923, May 2019.

Umehara K, et al.

Drug-drug interaction (DDI) assessments of ruxolitinib, a dual substrate of CYP3A4 and CYP2C9, using a verified physiologically based pharmacokinetic (PBPK) model to support regulatory submissions. *Drug Metabolism and Personalized Therapy* 34(2), May 2019.

Konishi K, et al.

Application of a physiologically based pharmacokinetic model for the prediction of mirabegron plasma concentrations in a population with severe renal impairment. *Biopharmaceutics & Drug Disposition* 40(5-6), 176-187, May 2019.

Emoto C, et al.

A Theoretical Physiologically-Based Pharmacokinetic Approach to Ascertain Covariates Explaining the Large Interpatient Variability in Tacrolimus Disposition. *CPT: Pharmacometrics & Systems Pharmacology* 8(5), 273-284, May 2019.

Liu SN, et al.

Mechanistic Assessment of Extrahepatic Contributions to Glucuronidation of Integrase Strand Transfer Inhibitors. *Drug Metabolism & Disposition* 47(5), 535-544, May 2019.

Kimoto R, et al.

Mechanistic Evaluation of the Complex Drug-Drug Interactions of Maraviroc: Contribution of Cytochrome P450 3A, P-Glycoprotein and Organic Anion Transporting Polypeptide 1B1. *Drug Metabolism & Disposition* 47(5), 493-503, May 2019.

Matsumoto Y, et al.

Application of Physiologically Based Pharmacokinetic Modeling to Predict Pharmacokinetics in Healthy Japanese Subjects. *Clinical Pharmacology and Therapeutics* 105 (4), 1018-1030, April 2019.

Riede J, et al.

Examining P-gp efflux kinetics guided by the BDDCS- Rational selection of *in vitro* assay designs and mathematical models. *European Journal of Pharmaceutical Sciences* 132 132-141, April 2019.

Wu Q & SA Peters

A Retrospective Evaluation of Allometry, Population Pharmacokinetics, and Physiologically-Based Pharmacokinetics for Pediatric Dosing Using Clearance as a Surrogate. *CPT: Pharmacometrics & Systems Pharmacology* 8 (4), 220-229, April 2019.

Guimarães M, et al.

Biopharmaceutical considerations in paediatrics with a view to the evaluation of orally administered drug products—A PEARRL review. *Journal of Pharmacy and Pharmacology* 71 (4), 603-642, April 2019.

Kim Y, et al.

Development of a Korean-specific virtual population for physiologically based pharmacokinetic modelling and simulation. *Biopharmaceutics & Drug Disposition* 40(3-4), 135-150, April 2019.

Pentafragka C, et al.

The impact of food intake on the luminal environment and performance of oral drug products with a view to *in vitro* and *in silico* simulations: a PEARRL review. *Journal of Pharmacy and Pharmacology* 71(4), 557-580, April 2019.

Matsumoto Y, et al.

Application of Physiologically Based Pharmacokinetic Modeling to Predict Pharmacokinetics in Healthy Japanese Subjects. *Clinical Pharmacology and Therapeutics* 105(4), 1018-1030, April 2019.

Wu Q & Peters SA, et al.

A Retrospective Evaluation of Allometry, Population Pharmacokinetics, and Physiologically-Based Pharmacokinetics for Pediatric Dosing Using Clearance as a Surrogate. *CPT: Pharmacometrics & Systems Pharmacology* 8(4), 220-229, April 2019.

Lee HA, et al.

A physiologically-based pharmacokinetic model adequately predicted the human pharmacokinetic profiles of YH4808, a novel K⁺-competitive acid blocker. *European Journal of Pharmaceutical Sciences*, 130, 1-10, March 2019.

Gardin A, et al.

Effect of Fluconazole Coadministration and CYP2C9 Genetic Polymorphism on Siponimod Pharmacokinetics in Healthy Subjects. *Clinical Pharmacokinetics* 58(3), 349-361, March 2019.

Tan ML, et al.

Use of Physiologically Based Pharmacokinetic Modeling to Evaluate the Effect of Chronic Kidney Disease on the Disposition of Hepatic CYP2C8 and OATP1B Drug Substrates. *Clinical Pharmacology and Therapeutics* 105(3), 719-729, March 2019.

Duan P, et al.

Assessing CYP2C19 Ontogeny in Neonates and Infants Using Physiologically Based Pharmacokinetic Models: Impact of Enzyme Maturation Versus Inhibition. *CPT: Pharmacometrics & Systems Pharmacology* 8(3), 158-166, March 2019.

Hahn D, et al.

Influence of OCT1 Ontogeny and Genetic Variation on Morphine Disposition in Critically Ill Neonates: Lessons From PBPK Modeling and Clinical Study. *Clinical Pharmacology & Therapeutics* 105(3), 761-768, March 2019.

Heimbach T, et al.

Dissolution and Translational Modeling Strategies Toward Establishing an *In vitro-In vivo* Link-a Workshop Summary Report. *The AAPS Journal* 21(2), 29, February 2019.

Calvier EAM, et al.

Scaling drug clearance from adults to the young children for drugs undergoing hepatic metabolism: A simulation study to search for the simplest scaling method. *The AAPS Journal* 21(3), 38, March 2019.

Matsuzaki T, et al.

Towards Further Verification of Physiologically-Based Kidney Models: Predictability of the Effects of Urine-Flow and Urine-pH on Renal Clearance. *Journal of Pharmacology and Experimental Therapeutics* 368 (2), 157-168, February 2019.

Wang YH, et al.

PBPK modeling strategy for predicting complex drug interactions of letermovir as a perpetrator in support of product labeling. *Clinical Pharmacology & Therapeutics* 105 (2), 515-523, February 2019.

Matsuzaki T, et al.

Towards Further Verification of Physiologically-Based Kidney Models: Predictability of the Effects of Urine-Flow and Urine-pH on Renal Clearance. *Journal of Pharmacology and Experimental Therapeutics* 368(2), 157-168, February 2019.

Shimizu H, et al.

Prediction of Human Distribution Volumes of Compounds in Various Elimination Phases Using Physiologically Based Pharmacokinetic Modeling and Experimental Pharmacokinetics in Animals. *Drug Metabolism & Disposition* 47(2), 114-123, February 2019.

Iwasaki S, et al.

Application of unbound liver-to-plasma concentration ratio to quantitative projection of cytochrome P450-mediated drug-drug interactions using physiologically based pharmacokinetic modelling approach. *Xenobiotica* 5, 1-9, February 2019.

Adiwidjaja J, et al.

Implementation of a Physiologically Based Pharmacokinetic Modeling Approach to Guide Optimal Dosing Regimens for Imatinib and Potential Drug Interactions in Paediatrics. *Frontiers in Pharmacology* 10 1672, January 2019.

Pilla Reddy V, et al.

Physiologically-based pharmacokinetic modeling for olaparib dosing recommendations: Bridging formulations, drug interactions, and patient populations. *Clinical Pharmacology & Therapeutics* 105 (1), 229-241, January 2019.

Tistaert C, et al.

Food effect projections via physiologically-based pharmacokinetic modeling: Predictive case studies. *Journal of Pharmaceutical Sciences* 108 (1), 592-602, January 2019.

Stillhart C, et al.

PBPK Absorption Modeling: Establishing the *In vitro-In vivo* Link-Industry Perspective. *The AAPS Journal* 21(2), 19, January 2019.

Olafuyi O & Badhan RKS

Dose Optimization of Chloroquine by Pharmacokinetic Modeling During Pregnancy for the Treatment of Zika Virus Infection. *Journal of Pharmaceutical Sciences* 108(1), 661-673, January 2019.

Smits A, et al.

Physiologically based pharmacokinetic (PBPK) modeling and simulation in neonatal drug development: how clinicians can contribute. *Expert Opinion on Drug Metabolism & Toxicology* 15(1), 25-34, January 2019.

2018 INDEPENDENT APPLICATIONS OF SIMCYP

Rowland A, et al.

Physiologically-based pharmacokinetic modeling to identify physiological and molecular characteristics driving variability in drug exposure. *Clinical Pharmacology & Therapeutics* 104 (6), 1219-1228, December 2018.

Lüpfert C, et al.

A Novel PBPK Modeling Approach to Assess Cytochrome P450 Mediated Drug-Drug Interaction Potential of the Cytotoxic Prodrug Evofosfamide. *CPT: Pharmacometrics & Systems Pharmacology* 7(12), 829-837, December 2018.

Rhee S, et al.

Physiologically Based Pharmacokinetic Modelling and Prediction of Metformin Pharmacokinetics in Renal/Hepatic-Impaired Young Adults and Elderly Populations. *European Journal of Drug Metabolism and Pharmacokinetics*, 42(6), 973-980, December 2017.

Adiwidjaja J, et al.

A Strategy to Refine the Phenotyping Approach and Its Implementation to Predict Drug Clearance: A Physiologically Based Pharmacokinetic Simulation Study. *CPT: Pharmacometrics & Systems Pharmacology*. 7(12), 798-808, December 2018.

Morcos PN, et al.

Effect of hepatic impairment on the pharmacokinetics of alectinib. *Journal of Clinical Pharmacology* 58(12), 1618-1628, December 2018.

Michelet R, et al.

The use of PBPK modeling across the pediatric age range using propofol as a case. *Journal of Pharmacokinetics and Pharmacodynamics* 45(6), 765-785, December 2018.

Guo Y, et al.

Advancing Predictions of Tissue and Intracellular Drug Concentrations Using *In vitro*, Imaging and Physiologically Based Pharmacokinetic Modeling Approaches. *Clinical Pharmacology and Therapeutics* 104 (5), 865-889, November 2018.

Chen Y, et al.

Assessment of OATP transporter-mediated drug-drug interaction using physiologically-based pharmacokinetic (PBPK) modeling- a case example. *Biopharmaceutics & Drug Disposition* 39(9), 420-430, November 2018.

Guo Y, et al.

Advancing Predictions of Tissue and Intracellular Drug Concentrations Using *In vitro*, Imaging and Physiologically Based Pharmacokinetic Modeling Approaches. *Clinical Pharmacology and Therapeutics* 104 (5), 865-889, November 2018.

Hsueh CH, et al.

Predictive performance of physiologically-based pharmacokinetic models in predicting drug-drug interactions involving enzyme modulation. *Clinical Pharmacokinetics* Epub Ahead of Print, October 2018.

Song L, et al.

Development of a physiologically-based pharmacokinetic model for sinogliatin, a first-in-class glucokinase activator, by integrating allometric scaling, *in vitro* to *in vivo* exploration and steady-state concentration-mean residence time methods: Mechanistic understanding of its pharmacokinetics. *Clinical Pharmacokinetics* 57 (10), 1307-1323, October 2018.

Rhee SJ, et al.

Physiologically Based Pharmacokinetic Modeling of Fimasartan, Amlodipine, and Hydrochlorothiazide for the Investigation of Drug-Drug Interaction Potentials. *Pharmaceutical Research* 35(12), 236, October 2018.

Prieto Garcia L, et al.

Physiologically Based Pharmacokinetic Model of Itraconazole and Two of Its Metabolites to Improve the Predictions and the Mechanistic Understanding of CYP3A4 Drug-Drug Interactions. *Drug Metabolism & Disposition* 46(10), 1420-1433, October 2018.

Bonate PL, et al.

Extrapolation of praziquantel pharmacokinetics to a pediatric population: a cautionary tale. *Journal of Pharmacokinetics and Pharmacodynamics* 45(5), 747-762, October 2018.

Nguyen PTT, et al.

Development of a physiologically-based pharmacokinetic model of ethionamide in the pediatric population by integrating flavin-containing monooxygenase 3 maturational changes over time. *Journal of Clinical Pharmacology* 58(10), 1347-1360, October 2018.

Reddy VP, et al.

An Investigation into the Prediction of the Plasma Concentration-Time Profile and Its Interindividual Variability for a Range of Flavin-Containing Monooxygenase Substrates Using a Physiologically Based Pharmacokinetic Modeling Approach. *Drug Metabolism & Disposition* 46(9), 1259-1267, September 2018.

Lee JM, et al.

Single-Center Pharmacokinetic Study and Simulation of a Low Meropenem Concentration in Brain-Dead Organ Donors. *Antimicrobial Agents and Chemotherapy* 62(10), pii: e00542-18, September 2018.

Yamazaki S

Relationships of changes in pharmacokinetic parameters of substrate drugs in drug-drug interactions on metabolizing enzymes and transporters. *Journal of Clinical Pharmacology* 58(8), 1053-1060, August 2018.

Yamazaki S, et al.

Application of physiologically-based pharmacokinetic modeling in understanding bosutinib drug-drug interactions: Importance of intestinal P-glycoprotein. *Drug Metabolism & Disposition* 46(8), 1200-1211, August 2018.

Yoshida K, et al.

Quantitative prediction of OATP-mediated drug-drug interactions with model-based analysis of endogenous biomarker kinetics. *CPT: Pharmacometrics & Systems Pharmacology* 7(8), 517-524, August 2018.

Martinez MN, et al.

Population variability in animal health: Influence on dose-exposure-response relationships: Part II: Modelling and simulation. *The Journal of Veterinary Pharmacology and Therapeutics* 41(4), E68-E76, August 2018.

Brussee JM, et al.

Characterization of Intestinal and Hepatic CYP3A-Mediated Metabolism of Midazolam in Children Using a Physiological Population Pharmacokinetic Modelling Approach. *Pharmaceutical Research* 35(9), 182, July 2018.

Zakaria Z & Badhan RKS

The impact of CYP2B6 polymorphisms on the interactions of efavirenz with lumefantrine: Implications for paediatric antimalarial therapy. *European Journal of Pharmaceutical Sciences* 119, July 2018.

Prasad B, et al.

Abundance of Phase 1 and 2 drug-metabolizing enzymes in alcoholic and hepatitis C cirrhotic livers: A quantitative targeted proteomics study. *Drug Metabolism & Disposition* 46(7), 943-952, July 2018.

Gong J, et al.

Physiologically-based pharmacokinetic modeling of a CYP2C19 substrate, BMS-823778, utilizing pharmacogenetic data. *British Journal of Clinical Pharmacology* 84(6), 1335-1345, June 2018.

Perkins EJ, et al.

Physiologically-based pharmacokinetic modeling of cytochrome P450 2C9-related tolbutamide drug interactions with sulfaphenazole and tasisulam. *European Journal of Drug Metabolism and Pharmacokinetics* 43(3), 355-367, June 2018.

Schalkwijk S, et al.

Prediction of fetal darunavir exposure by integrating human ex-vivo placental transfer and physiologically-based pharmacokinetic modeling. *Clinical Pharmacokinetics* 57(6), 705-716, June 2018.

Lindmark B, et al.

Human hepatocytes and cytochrome P450-selective inhibitors predict variability in human drug exposure more accurately than human recombinant P450s. *British Journal of Pharmacology* 175(11), 2116-2129, June 2018.

Mukherjee D, et al.

Guiding dose adjustment of amlodipine after co-administration with ritonavir containing regimens using a physiologically-based pharmacokinetic/pharmacodynamic model. *Journal of Pharmacokinetics and Pharmacodynamics* 45(3), 443-456, June 2018.

Follman KE, et al.

Prediction of the effects of renal impairment on clearance for organic cation drugs that undergo renal secretion: A simulation-based study. *Drug Metabolism & Disposition* 46(5), 758-769, May 2018.

Bae SH, et al.

Physiologically-based pharmacokinetic predictions of intestinal BCRP-mediated drug interactions of rosuvastatin in Koreans. *The Korean Journal of Physiology & Pharmacology* 22(3), 321-329, May 2018.

Sato M, et al.

Physiologically-based pharmacokinetic modeling of bosentan identifies the saturable hepatic uptake as a major contributor to its nonlinear pharmacokinetics. *Drug Metabolism & Disposition* 46(5), 740-748, May 2018.

Doki K, et al.

Implications of intercorrelation between hepatic CYP3A4-CYP2C8 enzymes for the evaluation of drug-drug interactions: A case study with repaglinide. *British Journal of Clinical Pharmacology* 84(5), 972-986, May 2018.

Tong S, et al.

Establishment and assessment of a novel *in vitro* bio-PK/PD system in predicting the *in vivo* pharmacokinetics and pharmacodynamics of cyclophosphamide. *Xenobiotica* 48(4), 368-375, April 2018.

Jin Y, et al.

In vitro studies and *in silico* predictions of fluconazole and CYP2C9 genetic polymorphism impact on siponimod metabolism and pharmacokinetics. *European Journal of Clinical Pharmacology* 74(4), 455-464, April 2018.

Chen Y, et al.

Physiologically-based pharmacokinetic modeling to evaluate the systemic exposure of gefitinib in CYP2D6 ultrarapid metabolizers and extensive metabolizers. *Journal of Clinical Pharmacology* 58(4), 485-493, April 2018.

Donovan D, et al.

Application of a physiologically-based pharmacokinetic model for the prediction of bumetanide plasma and brain concentrations in the neonate. *Biopharmaceutics and Drug Disposition* 39(3), 125-134, March 2018.

Umehara KI, et al.

Verification of a physiologically-based pharmacokinetic model of ritonavir to estimate drug-drug interaction potential of CYP3A4 substrates. *Biopharmaceutics and Drug Disposition* 39(3), 152-163, March 2018.

Bi YA, et al.

Organic anion transporter 2 mediates hepatic uptake of tolbutamide, a CYP2C9 probe drug. *Journal of Pharmacology and Experimental Therapeutics* 364(3), 390-398, March 2018.

Bi YA, et al.

Role of Hepatic Organic Anion Transporter 2 in the Pharmacokinetics of R- and S-Warfarin: *In vitro* Studies and Mechanistic Evaluation. *Molecular Pharmaceutics* 15(3), 1284-1295, March 2018

Hens B, et al.

Measuring the impact of gastrointestinal variables on the systemic outcome of two suspensions of posaconazole by a PBPK model. *The AAPS Journal* 20(3), 57, March 2018.

Liu T & Gobburu JVS

A physiologically-based pharmacokinetic modeling approach to predict drug-drug interactions of buprenorphine after subcutaneous administration of CAM2038 with perpetrators of CYP3A4. *Journal of Pharmaceutical Sciences* 107(3), 942-948, March 2018.

Hsueh CH, et al.

PBPK modeling of the effect of reduced kidney function on the pharmacokinetics of drugs excreted renally by organic anion transporters. *Clinical Pharmacology & Therapeutics* 103(3), 485-492, March 2018.

Yamashita F

Dynamic simulation of drug-drug interactions by using multi-level physiological modeling & simulation platforms. *Yakugaku Zasshi* 138(3), 347-351, March 2018.

Obach RS, et al.

Estimation of circulating drug metabolite exposure in human using *in vitro* data and physiologically-based pharmacokinetic modeling: Example of a high metabolite/parent drug ratio. *Drug Metabolism & Disposition* 46(2), 89-99, February 2018.

Gupta N, et al.

Effects of strong CYP3A inhibition and induction on the pharmacokinetics of ixazomib, an oral proteasome inhibitor: Results of drug-drug interaction studies in patients with advanced solid tumors or lymphoma and a physiologically-based pharmacokinetic analysis. *Journal of Clinical Pharmacology* 58(2), 180-192, February 2018.

Jing J, et al.

Toxicokinetics and physiologically-based pharmacokinetic modeling of the shellfish toxin domoic acid in nonhuman primates. *Drug Metabolism & Disposition* 46(2), 155-165, February 2018.

Conner TM, et al.

Physiologically-based pharmacokinetic modeling of disposition and drug-drug interactions for valproic acid and divalproex. *European Journal of Pharmaceutical Sciences* 111, 465-481, January 2018.

T'Jollyn H, et al.

A physiologically-based pharmacokinetic perspective on the clinical utility of albumin-based dose adjustments in critically ill patients. *Clinical Pharmacokinetics* 57(1), 59-69, January 2018.

Emami Riedmaier A, et al.

Mechanistic physiologically-based pharmacokinetic modeling of the dissolution and food effect of a biopharmaceutics classification system IV compound—The venetoclax story. *Journal of Pharmaceutical Sciences* 107(1), 495-502, January 2018.

2017 INDEPENDENT APPLICATIONS OF SIMCYP

Rhee S, et al.

Physiologically Based Pharmacokinetic Modelling and Prediction of Metformin Pharmacokinetics in Renal/Hepatic-Impaired Young Adults and Elderly Populations. *European Journal of Drug Metabolism and Pharmacokinetics*, 42(6), 973-980, December 2017.

Umehara KI

Estimation of fractions metabolized by hepatic CYP enzymes using a concept of inter-system extrapolation factors (ISEFs)—A comparison with the chemical inhibition method. *Drug Metabolism and Personalized Therapy* 32(4), 191-200, December 2017.

Xue C, et al.

Prediction of drug-drug interactions with bupropion and its metabolites as CYP2D6 inhibitors using a physiologically-based pharmacokinetic model. *Pharmaceutics* 10(1), 1, December 2017.

Haraya K, et al.

Prediction of inter-individual variability on the pharmacokinetics of CYP2C8 substrates in human. *Drug Metabolism and Pharmacokinetics* 32(6), 277-285, December 2017.

Posada MM, et al.

Prediction of Transporter-Mediated Drug-Drug Interactions for Baricitinib. *Clinical and Translational Science* 10 (6):509–519. November 2017

Mao J, et al.

Strategy for CYP3A induction risk assessment from pre-clinical signal to human: A case example of a late-stage discovery compound. *Pharmaceutical Research* 34(11), 2403-2414, November 2017.

Huang W, et al.

Physiologically-based pharmacokinetic model of the CYP2D6 probe atomoxetine: Extrapolation to special populations and drug-drug interactions. *Drug Metabolism & Disposition* 45(11), 1156-1165, November 2017.

Kalluri HV, et al.

A physiologically-based pharmacokinetic modeling approach to predict buprenorphine pharmacokinetics following intravenous and sublingual administration. *British Journal of Clinical Pharmacology* 83(11), 2458-2473, November 2017.

Olafuyi O, et al.

The application of physiologically-based pharmacokinetic modeling to assess the impact of antiretroviral-mediated drug-drug interactions on piperazine antimalarial therapy during pregnancy. *Biopharmaceutics and Drug Disposition* 38(8), 464-478, November 2017.

Dickinson GL, et al.

Physiologically-based pharmacokinetic modeling to understand the observed drug-drug interaction of LY2623091 with CYP3A inhibitors itraconazole and diltiazem. *International Journal of Pharmacokinetics* 2(4), November 2017.

Posada MM, et al.

Prediction of Transporter-Mediated Drug-Drug Interactions for Baricitinib. *Clinical and Translational Science* 10 (6):509–519. November 2017.

Jogiraju V, et al.

Application of physiologically based pharmacokinetic modeling to predict drug disposition in pregnant populations. *Biopharmaceutical Drug Disposition*, 38(7), 426-438, October 2017.

Wagner C, et al.

Physiologically-based pharmacokinetic modeling for predicting the effect of intrinsic and extrinsic factors on darunavir or lopinavir exposure coadministered with ritonavir. *Journal of Clinical Pharmacology* 57(10), 1295-1304, October 2017.

Caritis S, et al.

An evidence-based recommendation to increase the dosing frequency of buprenorphine during pregnancy. *American Journal of Obstetrics and Gynecology* 217(4), 459, October 2017.

Shebley M, et al.

Physiologically-based pharmacokinetic modeling suggests limited drug-drug interaction between clopidogrel and dasabuvir. *Clinical Pharmacology & Therapeutics* 102(4), 679-687, October 2017.

Yee KL, et al.

Evaluation of model-based prediction of pharmacokinetics in the renal impairment population. *Journal of Clinical Pharmacology* 58(3), 364-376, October 2017.

Rougée LRA, et al.

The impact of the hepatocyte-to-plasma pH gradient on the prediction of hepatic clearance and drug-drug interactions for CYP2C9 and CYP3A4 substrates. *Drug Metabolism & Disposition* 45(9), 1008-1018, September 2017.

Okudaira N

Evaluation of new chemical entities as substrates of liver transporters in the pharmaceutical industry: Response to regulatory requirements and future steps. *Journal of Pharmaceutical Sciences* 106(9), 2251-2256, September 2017.

Fan J, et al.

Utility of physiologically-based pharmacokinetic absorption modeling to predict the impact of salt-to-base conversion on prasugrel HCl product bioequivalence in the presence of proton pump inhibitors. *The AAPS Journal* 19(5), 1479-1486, September 2017.

Treiber A, et al.

The use of physiology-based pharmacokinetic and pharmacodynamic modeling in the discovery of the dual orexin receptor antagonist ACT-541468. *The Journal of Pharmacology and Experimental Therapeutics* 362(3), 489-503, September 2017.

Nguyen H, et al.

Prediction of losartan-active carboxylic acid metabolite exposure following losartan administration using static and physiologically-based pharmacokinetic models. *Journal of Pharmaceutical Sciences* 106(9), 2758-2770, September 2017.

Olafuyi O, et al.

Development of a paediatric physiologically-based pharmacokinetic model to assess the impact of drug-drug interactions in tuberculosis co-infected malaria subjects: A case study with artemether-lumefantrine and the CYP3A4-inducer rifampicin. *European Journal of Pharmaceutical Sciences* 106, 20-33, August 2017.

Zhang Z, et al.

Development of a novel maternal-fetal physiologically-based pharmacokinetic model II: Verification of the model for passive placental permeability drugs. *Drug Metabolism & Disposition* 45(8), 939-946, August 2017.

Gidal BE, et al.

Effect of enzyme inhibition on perampanel pharmacokinetics: Why study design matters. *Epilepsy Research* 134, 41-48, August 2017.

Pahwa S, et al.

Pretreatment with rifampicin and tyrosine kinase inhibitor dasatinib potentiates the inhibitory effects toward OATP1B1- and OATP1B3-mediated transport. *Journal of Pharmaceutical Sciences* 106(8), 2123-2135, August 2017.

Parvez M, et al.

Effect of organic cation transporter genetic polymorphism on ethambutol pharmacokinetics using physiologically-based pharmacokinetic (PBPK) model. *Clinical Therapeutics* 39(8S), e48, August 2017.

Duan P, et al.

Physiologically-based pharmacokinetic (PBPK) modeling of pitavastatin and atorvastatin to predict drug-drug interactions (DDIs). *European Journal of Drug Metabolism and Pharmacokinetics* 42(4), 689-705, August 2017.

Ball K, et al.

Prediction of renal transporter-mediated drug-drug interactions for a drug which is an OAT substrate and inhibitor using PBPK modeling. *European Journal of Pharmaceutical Sciences* 106, 122-132, August 2017.

Snoeys J, et al.

Elucidating the plasma and liver pharmacokinetics of simeprevir in special populations using physiologically-based pharmacokinetic modeling. *Clinical Pharmacokinetics* 56(7), 781-792, July 2017.

Al Shaker HA, et al.

Glucosamine modulates propranolol pharmacokinetics via intestinal permeability in rats. *European Journal of Pharmaceutical Sciences* 105, 137-143, July 2017.

Shebley M, et al.

Mechanisms and predictions of drug-drug interactions of the hepatitis C virus three direct-acting antiviral regimen: Paritaprevir/ritonavir, ombitasvir, and dasabuvir. *Drug Metabolism & Disposition* 45(7), 755-764, July 2017.

Rasool M, et al.

Optimizing the clinical use of carvedilol in liver cirrhosis using a physiologically-based pharmacokinetic modeling approach. *European Journal of Drug Metabolism & Pharmacokinetics*

Mamidi R, et al.

In vitro and physiologically-based pharmacokinetic based assessment of drug-drug interaction potential of canagliflozin. *British Journal of Clinical Pharmacology* 83(5), 1082-1096, May 2017.

Joshi R, et al.

Computational predictions of mycophenolic acid exposure after oral administration using a joined *in vitro-in vivo* extrapolation and physiologically-based pharmacokinetic modeling approach in Caucasian and Chinese healthy volunteers and patients with varying degree of renal impairment. *Transplantation* 101(5S-3) S13-S14, May 2017.

Tan W, et al.

Effects of renal function on crizotinib pharmacokinetics: Dose recommendations for patients with ALK-positive non-small cell lung cancer. *Clinical Drug Investigation* 37(4), 363-373, April 2017.

Einolf H, et al.

A physiologically-based pharmacokinetic modeling approach to predict drug-drug interactions of sonidegib (LDE225) with perpetrators of CYP3A in cancer patients. *Drug Metabolism & Disposition* 45(4), 361-374, April 2017.

Wang Q, et al.

Investigating transporter-mediated drug-drug interactions using a physiologically-based pharmacokinetic model of rosuvastatin. *CPT: Pharmacometrics & Systems Pharmacology* 6(4), 228-238, April 2017.

Patel C, et al.

Should race-genotype interactions be considered in the global development of CYP2C19 substrates? A proposed framework using physiologically-based pharmacokinetic modeling. *Journal of Clinical Pharmacology* 57(4), 417-421, April 2017.

Yau E, et al.

A comparative evaluation of models to predict human intestinal metabolism from non-clinical data. *Biopharmaceutics & Drug Disposition* 38(3), 163-186, April 2017.

Abdul M

Fatal France clinical trial and the lessons learned: Application of in silico approaches to investigate the disposition of B1A10-2474 and possible safety concerns. *Tropical Journal of Pharmaceutical Research* 16(4), 911-917, April 2017.

Ono C, et al.

Application of physiologically-based pharmacokinetic modeling to the understanding of bosutinib pharmacokinetics: Prediction of drug-drug and drug-disease interactions. *Drug Metabolism & Disposition* 45(4), 390-398, April 2017.

Yau E, et al.

A comparative evaluation of models to predict human intestinal metabolism from non-clinical data. *Biopharmaceutics & Drug Disposition* 38(3), 163-186, April 2017.

Duan P, et al.

Physiologically-based pharmacokinetic prediction of linezolid and emtricitabine in neonates and infants. *Clinical Pharmacokinetics* 56(4), 383-394, April 2017.

Cooney L, et al.

Using pharmacokinetic modeling to improve prescribing practices of intravenous aminophylline in childhood asthma exacerbations. *Pulmonary Pharmacology & Therapeutics* 43, 6-11, April 2017.

Varma M, et al.

Transporter-mediated hepatic uptake plays an important role in the pharmacokinetics and drug-drug interactions of montelukast. *Clinical Pharmacology & Therapeutics* 101(3), 406-415, March 2017.

Scotcher D, et al.

Delineating the role of various factors in renal disposition of digoxin through application of physiologically-based kidney model to renal impairment populations. *Journal of Pharmacology and Experimental Therapeutics* 360(3), 484-495, March 2017.

Yim C, et al.

Specific inhibition of the distribution of lobeglitazone to the liver by atorvastatin in rats: Evidence for a rat organic anion transporting polypeptide 1B2-mediated interaction in hepatic transport. *Drug Metabolism & Disposition* 45(3), 246-259, March 2017.

Abuhelwa A, et al.

Food, gastrointestinal pH, and models of oral drug absorption. *European Journal of Pharmaceutics and Biopharmaceutics* 112, 234-248, March 2017.

Dennison T, et al.

Fixed-dose combination orally disintegrating tablets to treat cardiovascular disease: Formulation, *in vitro* characterization and physiologically-based pharmacokinetic modeling to assess bioavailability. *Drug Design, Development and Therapy* 11, 811-826, March 2017.

Emoto C, et al.

Characterization of contributing factors to variability in morphine clearance through PBPK modeling implemented with OCT1 transporter. *CPT: Pharmacometrics & Systems Pharmacology* 6(2) 110-119, February 2017.

Boberg M, et al.

Age-dependent absolute abundance of hepatic carboxylesterases (CES1 and CES2) by LC-MS/MS proteomics: Application to PBPK modeling of oseltamivir *in vivo* pharmacokinetics in infants. *Drug Metabolism & Disposition* 45, 216-223, February 2017.

Yu Y, et al.

Physiologically-based pharmacokinetic modeling of palbociclib. *Journal of Clinical Pharmacology* 57(2), 173-184, February 2017.

Darwich A, et al.

IMI—Oral biopharmaceutics tools project—Evaluation of bottom-up PBPK prediction success part 3: Identifying gaps in system parameters by analyzing *in silico* performance across different compound classes. *European Journal of Pharmaceutical Sciences* 96, 626-642, January 2017.

De Jong, et al.

Single-dose pharmacokinetics of ibrutinib in subjects with varying degrees of hepatic impairment. *Leukemia & Lymphoma* 58(1), 185-194, January 2017.

Margolskee A, et al.

IMI—Oral biopharmaceutics tools project—Evaluation of bottom-up PBPK prediction success part 2: An introduction to the simulation exercise and overview of results. *European Journal of Pharmaceutical Sciences* 96, 610-625, January 2017.

Hobbs, et al.

Retrospective use of PBPK modeling to understand a critical drug-drug interaction between dextromethorphan and GSK1034702. *Xenobiotica* 47(8), 655-666, January 2017.

2016 INDEPENDENT APPLICATIONS OF SIMCYP

Cristofolletti R, et al.

Bridging the gap between *in vitro* dissolution and the time course of ibuprofen-mediating pain relief. *Journal of Pharmaceutical Sciences* 105(12), 3658-3667, December 2016.

Tye CK, et al.

Pre-absorption physicochemical compatibility assessment of 8-drug metabolic cocktail. *International Journal of Pharmacokinetics* 514(2), 364-373, December 2016.

Rowland A, et al.

Optimized cocktail phenotyping study protocol using physiologically-based pharmacokinetic modeling and *in silico* assessment of metabolic drug-drug interactions involving modafinil. *Frontiers in Pharmacology* 7, 517, December 2016.

Jenkins H, et al.

Effect of multiple oral doses of the potent CYP3A4 inhibitor clarithromycin on the pharmacokinetics of a single oral dose of vonoprazan: A Phase 1, open-label, sequential design study. *Clinical Drug Investigation* 37(3), 311-316, December 2016.

Budha N, et al.

Evaluation of cytochrome P450 3A4-mediated drug-drug interaction potential for cobimetinib using physiologically-based pharmacokinetic modeling and simulation. *Clinical Pharmacokinetics* 55(11), 1435-1445, November 2016.

Chow E, et al.

Using physiologically-based pharmacokinetic (PBPK) modeling to evaluate the impact of pharmaceutical excipients on oral drug absorption: Sensitivity analyses. *The AAPS Journal* 18(6), 1500-1511, November 2016.

De Zwart L, et al.

Ibrutinib dosing strategies based on interaction potential of CYP3A4 perpetrators using physiologically-based pharmacokinetic modeling. *Clinical Pharmacology & Therapeutics* 100(5), 548-557, November 2016.

Mori K, et al.

Physiologically-based pharmacokinetic-pharmacodynamic modeling to predict concentrations and actions of sodium-dependent glucose transporter 2 inhibitor canagliflozin in human intestines and renal tubules. *Biopharmaceutics & Drug Disposition* 37(8), 491-506, November 2016.

Chow E, et al.

Using physiologically-based pharmacokinetic (PBPK) modeling to evaluate the impact of pharmaceutical excipients on oral drug absorption: Sensitivity. *The AAPS Journal* 18(6), November 2016.

Budha N, et al.

Evaluation of cytochrome P450 3A4-mediated drug-drug interaction potential for cobimetinib using physiologically-based pharmacokinetic modeling and simulation. *Clinical Pharmacokinetics* 55(11), 1435-1445, November 2016.

Wang L, et al.

Transporter expression in liver tissue from subjects with alcoholic or hepatitis C cirrhosis quantified by targeted quantitative proteomics. *Drug Metabolism & Disposition* 44(11), 1752-1758, November 2016.

Hansmann S, et al.

Forecasting oral absorption across biopharmaceutics classification system classes with physiologically-based pharmacokinetic models. *Journal of Pharmacy and Pharmacology* 68(12), 1501-1515, October 2016.

Spanakis M, et al.

Assessment of DCE-MRI parameters for brain tumors through implementation of physiologically-based pharmacokinetic model approaches for Gd-DOTA. *Journal of Pharmacokinetics & Pharmacodynamics* 43(5), 529-547, October 2016.

Nguyen H, et al.

The use of *in vitro* data and physiologically-based pharmacokinetic modeling to predict drug metabolite exposure: Desipramine exposure in cytochrome P4502D6 extensive and poor metabolizers following administration of imipramine. *Drug Metabolism & Disposition* 44(10), 1569-1578, October 2016.

Fahmi O, et al.

Evaluation of CYP2B6 induction and prediction of clinical DDI: Considerations from the IQ Consortium Induction Working Group—An industry perspective. *Drug Metabolism & Disposition* 44(10), 1720-1730, October 2016.

Lin W, et al.

A physiologically-based pharmacokinetic model to describe artemether pharmacokinetics in adult and pediatric patients. *Journal of Pharmaceutical Sciences* 105(10), 3205-3213, October 2016.

Johansson S, et al.

In silico predictions and *in vivo* results of drug-drug interactions by ketoconazole and verapamil on AZD1305, a combined ion channel blocker and a sensitive CYP3A4 substrate. *Clinical Pharmacology Drug Development* 5(5) 364-373, September 2016.

Zhuang X, et al.

PBPK modeling and simulation in drug research and development. *Acta Pharmaceutica Sinica B* 6(5), 430-440, September 2016.

Min J, et al.

Application of physiologically-based pharmacokinetic modeling in predicting drug-drug interactions for sarpogrelate hydrochloride in humans. *Drug Design, Development and Therapy* 10, 2959-2972, September 2016.

Chen R, et al.

Application of a physiologically-based pharmacokinetic model for the evaluation of single-point plasma phenotyping method of CYP2D6. *European Journal of Pharmaceutical Sciences* 92, 131-136, September, 2016.

Cristofolletti R, et al.

Exploratory investigation of the limiting steps of oral absorption of fluconazole and ketoconazole in children using an *in silico* pediatric absorption model. *Journal of Pharmaceutical Sciences* 105(9), 2794-2803, September 2016.

Zhou W, et al.

Predictive performance of physiologically-based pharmacokinetic and population pharmacokinetic modeling of renally cleared drugs in children. *CPT: Pharmacometrics and Systems Pharmacology* 5(9), 475-483, September 2016.

Johansson S, et al.

In silico predictions and *in vivo* results of drug-drug interactions by ketoconazole and verapamil on AZD1305, a combined ion channel blocker and a sensitive CYP3A4 substrate. *Clinical Pharmacology in Drug Development* 5(5), 364-373, September 2016.

Li J, et al.

A three-pulse release tablet for amoxicillin: Preparation, pharmacokinetic study and physiologically-based pharmacokinetic modeling. *PLoS One* 11(1) e0160260, August 2016.

Bohnert T, et al.

Evaluation of a new molecular entity as a victim of metabolic drug-drug interactions—An industry perspective. *Drug Metabolism & Disposition* 44(8), 1399-1423, August 2016.

Hiltensperger G, et al.

Quinolone amides as anti-trypanosomal lead compounds with *in vivo* activity. *Antimicrobial Agents and Chemotherapy* 60(8), 4442-4452, July 2016.

Rasool M, et al.

Predicting stereoselective disposition of carvedilol in adult and pediatric chronic heart failure patients by incorporating pathophysiological changes in organ blood flows—A physiologically-based pharmacokinetic approach. *Drug Metabolism & Disposition* 44(7), 1103-1115, July 2016.

Rougée LRA, et al.

The ontogeny and population variability of human hepatic NADPH dehydrogenase quinone oxido-reductase 1 (NQO1). *Drug Metabolism & Disposition* 44(7), 967-974, July 2016.

Narayanan R, et al.

Application of a “fit for purpose” PBPK model to investigate the CYP3A4 induction potential of enzalutamide. *Drug Metabolism Letters* 10(3), 172-179, July 2016.

Feng S, et al.

Combining ‘bottom-up’ and ‘top-down’ methods to assess ethnic difference in clearance: Bitopertin as an example. *Clinical Pharmacokinetics* 55(7), 823-832, July 2016.

Osborne J, et al.

Multiparameter lead optimization to give an oral checkpoint kinase 1 (CHK1) inhibitor clinical candidate: (R)-5-((4-((Morpholin-2-ylmethyl)amino)-5-(trifluoromethyl)pyridin-2-yl)amino)pyrazine-2-carbonitrile (CCT245737). *Journal of Medicinal Chemistry* 59(11), 5221-5237, June 2016.

Chen Y, et al.

Development of a physiologically-based pharmacokinetic model for itraconazole pharmacokinetics and drug-drug interaction prediction. *Clinical Pharmacokinetics* 55(6), 735-749, June 2016.

Zhou D, et al.

Simulation and prediction of the drug-drug interaction potential of naloxegol by physiologically-based pharmacokinetic modeling. *CTP: Pharmacometrics and Systems Pharmacology* 5(5), 250-257, May 2016.

Dawson J, et al.

Prolonged induction of warfarin metabolism and a paradoxical INR response in a mitral valve replacement patient receiving rifampicin for infective endocarditis. *Biomedical Research and Clinical Practice* 1(2), 62-65, May 2016.

Nguyen H, et al.

Mechanistic modeling to predict midazolam metabolite exposure from *in vitro* data. *Drug Metabolism & Disposition* 44(5), 781-791, May 2016.

Ohtani H, et al.

In silico evaluation of warfarin-bucolome therapy. *Biopharmaceutics & Drug Disposition* 37(4), 233-242, May 2016

Jiang X, et al.

Development of a physiologically-based pharmacokinetic model to predict disease-mediated therapeutic protein-drug interactions: Modulation of multiple cytochrome P450 enzymes by interleukin-6. *The AAPS Journal* 18(3), 767-776, May 2016.

Zhang J, et al.

Clinical exposure boost predictions by integrating cytochrome P450 3A4-humanized mouse studies with PBPK modeling. *Journal of Pharmaceutical Sciences* 105(4), 1398-1404, April 2016.

De Kanter R, et al.

Physiologically-based pharmacokinetic modeling of macitentan: Prediction of drug-drug interactions. *Clinical Pharmacokinetics* 55(3), 369-380, March 2016.

Upreti V, et al.

Meta-analysis of hepatic cytochrome P450 ontogeny to underwrite the prediction of pediatric pharmacokinetics using physiologically-based pharmacokinetic modeling. *Journal of Clinical Pharmacology* 56(3), 266-283, March 2016.

Colbers A, et al.

Physiologically-based modeling of darunavir/ritonavir pharmacokinetics during pregnancy. *Clinical Pharmacokinetics* 55(3), 381-396, March 2016.

Fattah S, et al.

Effect of age on the hepatocellularity number for Wistar rats. *Drug Metabolism & Disposition* 44(3), 366-369, March 2016.

Wang H-Y, et al.

Evaluating a physiologically-based pharmacokinetic model for predicting the pharmacokinetics of midazolam in Chinese after oral administration. *Acta Pharmacologica Sinica* 37(2), 276-284, February 2016.

Boulenc X, et al.

CYP3A4-based drug-drug interaction: CYP3A4 substrates' pharmacokinetic properties and ketoconazole dose regimen effect. *European Journal of Drug Metabolism and Pharmacokinetics* 41(4), 45-54, February 2016.

Peigne S, et al.

Model-based approaches for ivabradine development in paediatric population, part I: Study preparation assessment. *Journal of Pharmacokinetics and Pharmacodynamics* 43(1), 13-27, February 2016.

Snoeys J, et al.

Mechanistic understanding of the non-linear pharmacokinetics and inter-subject variability of simeprevir: A PBPK-guided drug development approach. *Clinical Pharmacology & Therapeutics* 99(2), 224-234, February 2016.

Zhou N, et al.

Application of a new dynamic model to predict the *in vitro* intrinsic clearance of tolbutamide using rat microsomes encapsulated in a Fab hydrogel. *Drug Metabolism & Disposition* 44(1), 40-49, January 2016.

Templeton I, et al.

A physiologically-based pharmacokinetic modeling approach to predict drug-drug interactions between domperidone and inhibitors of CYP3A4. *Biopharmaceutics & Drug Disposition* 37(1), 15-27, January 2016.

Brill M, et al.

Semiphysiologically-based pharmacokinetic model for midazolam and CYP3A mediated metabolite 1-OH-midazolam in morbidly obese and weight loss surgery patients. *CPT: Pharmacometrics & Systems Pharmacology* 5(1), 20-30, January 2016.

2015 INDEPENDENT APPLICATIONS OF SIMCYP

Burns K, et al.

The non-specific binding of tyrosine kinase inhibitors to human liver microsomes. *Drug Metabolism & Disposition* 43(12), 1934-1937, December 2015.

Xiao Q, et al.

Physiologically-based pharmacokinetics model predicts the lack of inhibition by repaglinide on the metabolism of pioglitazone. *Biopharmaceutics & Drug Disposition* 36(9), December 2015.

Gufford BT, et al.

Quantitative prediction and clinical evaluation of an unexplored herb-drug interaction mechanism in healthy volunteers. *CPT: Pharmacometrics & Systems Pharmacology* 4(12), 701-710, December 2015.

Wetmore BA, et al.

Incorporating high-throughput exposure predictions with dosimetry-adjusted *in vitro* bioactivity to inform chemical toxicity testing. *Toxicological Sciences* 148(1), 121-136, November 2015.

Guo J, et al.

Physiologically-based pharmacokinetic modeling to predict complex drug-drug interactions: A case study of AZD2327 and its metabolite, the competitive and time-dependent CYP3A inhibitors. *Biopharmaceutics & Drug Disposition* 36(8), 507-519, November 2015.

Chapy H, et al.

PBPK modeling of irbesartan: Incorporation of hepatic uptake. *Biopharmaceutics & Drug Disposition* 36(8), 491-506, November 2015.

Gesquire I, et al.

Drug disposition and modeling before and after gastric bypass: Immediate and controlled release metoprolol formulations. *British Journal of Clinical Pharmacology* 80(5), 1021-1230, November 2015.

De Sousa Mendes M, et al.

Physiologically-based pharmacokinetic modeling of renally excreted antiretroviral drugs in pregnant women. *British Journal of Clinical Pharmacology* 80(5), 1031-1041, November 2015.

T'Jollyn H, et al.

Physiologically-based pharmacokinetic predictions of tramadol exposure throughout pediatric life: An analysis of the different clearance contributors with emphasis on CYP2D6 maturation. *The AAPS Journal* 17(6), 1376-1387, November 2015.

Yamazaki S, et al.

Prediction of drug-drug interactions with crizotinib as the CYP3A substrate using a physiologically-based pharmacokinetic model. *Drug Metabolism & Disposition* 43(10), 1417-1429, October 2015.

Kesisoglou F & Mitra A

Application of absorption modeling in rational design of drug product under quality-by-design paradigm. *The AAPS Journal* 17(5), 1224-1236, September 2015.

Dahlgren D, et al.

Direct *in vivo* human intestinal permeability (Pe_{eff}) determined with different clinical perfusion and intubation methods. *Journal of Pharmaceutical Sciences* 104(9), 2702-2726, September 2015.

Franek F, et al.

In vitro solubility, dissolution and permeability studies combined with semi-mechanistic modeling to investigate the intestinal absorption of desvenlafaxine from an immediate- and extended-release formulation. *European Journal of Pharmaceutical Sciences* 77, 303-313, September 2015.

Bui KH, et al.

Effect of multiple intravenous doses of lanicemine (AZD6765) on the pharmacokinetics of midazolam in healthy subjects. *Journal of Clinical Pharmacology* 55(9), 1024-1030, September 2015.

Zhang T

Physiologically-based pharmacokinetic modeling of disposition and drug-drug interactions for atorvastatin and its metabolites. *European Journal of Pharmaceutical Sciences* 77, 216-229, September 2015.

Thai HT, et al.

Optimizing pharmacokinetic bridging studies in paediatric oncology using physiologically-based pharmacokinetic modeling: Application to docetaxel. *British Journal of Clinical Pharmacology* 80(3), 534-547, September 2015.

Xu Y, et al.

Physiologically-based pharmacokinetic model to assess the influence of blinatumomab-mediated cytokine elevations on cytochrome P450 enzyme activity *CPT: Pharmacometrics & Systems Pharmacology* 4 (9), 507-515, September 2015.

Rasool MF, et al.

A physiologically-based pharmacokinetic drug-disease model to predict carvedilol exposure in adult and paediatric heart failure patients by incorporating pathophysiological changes in hepatic and renal blood flows. *Clinical Pharmacokinetics* 54(9), 943-962, September 2015.

Xie F, et al.

Metformin's intrinsic blood-to-plasma partition ratio (B/P): Reconciling the perceived high *in vivo* B/P. 10 with the *in vitro* equilibrium value of unity. *The Journal of Pharmacology and Experimental Therapeutics* 354(2), 225-229 August 2015.

Varma MVS, et al.

Quantitative rationalization of gemfibrozil drug interactions: Consideration of transporters-enzyme interplay and the role of circulating metabolite gemfibrozil 1-O-β-glucuronide. *European Journal of Pharmaceutical Sciences* 43(7), 1108-1118, July 2015.

Beloica S, et al.

In vitro-in vivo-in silico approach in biopharmaceutical characterization of ibuprofen IR and SR tablets. *European Journal of Pharmaceutical Sciences* 75, 151-159, July 2015.

Small D, et al.

Assessment of the persistence of anacetrapib and evacetrapib concentrations using two pharmacokinetic modeling approaches. *The Journal of Clinical Pharmacology* 55(7), 757-767, July 2015.

Shida S, et al.

Human plasma concentrations of cytochrome P450 probes extrapolated from pharmacokinetics in cynomolgus monkeys using physiologically-based pharmacokinetic modeling. *Xenobiotica* 45(10), 881-886, June 2015.

Chen J, et al.

Relative contributions of the major human CYP450 to the metabolism of icotinib and its implication in prediction of drug-drug interaction between icotinib and CYP3A4 inhibitors/inducers using physiologically-based pharmacokinetic modeling. *Expert Opinion on Drug Metabolism and Toxicology* 11(6), 857-868, June 2015.

Shin HM, et al.

Risk-based high-throughput chemical screening and prioritization using exposure models and *in vitro* bioactivity assays. *Environmental Science & Technology* 49(11), 6760-6771, May 2015.

Zhou L, et al.

Integration of physiologically-based pharmacokinetic modeling in early childhood development: An investigation of the pharmacokinetic nonlinearity. *CPT: Pharmacometrics & Systems Pharmacology* 4(5), 286-294, June 2015.

Feng S, et al.

Evaluating a physiologically-based pharmacokinetic model for prediction of omeprazole clearance and assessing ethnic sensitivity in CYP2C19 metabolic pathway. *European Journal of Clinical Pharmacology* 71(5), 617-624, May 2015.

Sy S, et al.

Effect of reducing the paediatric stavudine dose by half: A physiologically-based pharmacokinetic model. *International Journal of Antimicrobial Agents* 45(4), 413-419, April 2015.

Djebli N, et al.

Physiologically-based pharmacokinetic modeling for sequential metabolism: Effect of CYP2C19 genetic polymorphism on clopidogrel and clopidogrel active metabolite pharmacokinetics. *Drug Metabolism & Disposition* 43(4), 510-522, April 2015.

Nakamaru Y, et al.

Human pharmacokinetic profiling of the dipeptidyl peptidase-IV inhibitor teneligliptin using physiologically-based pharmacokinetic modeling. *Biopharmaceutics & Drug Disposition* 36(3), 148-162, April 2015.

Schuck E, et al.

Pre-clinical pharmacokinetic/pharmacodynamic modeling and simulation in the pharmaceutical industry: An IQ Consortium survey examining the current landscape. *The AAPS Journal* 17(2), 462-473, March 2015.

Collins TA, et al.

Modeling and simulation approaches for cardiovascular function and their role in safety assessment. *CPT: Pharmacometrics Systems Pharmacology* 4(3), 175-188, March 2015.

Posada M, et al.

Prediction of renal transporter mediated drug-drug interactions for pemetrexed using physiologically-based pharmacokinetic modeling. *Drug Metabolism & Disposition* 43(3), 325-334, March 2015.

Emoto C, et al.

Development of a pediatric physiologically-based pharmacokinetic model for sirolimus: Applying principles of growth and maturation in neonates and infants. *CPT: Pharmacometrics & Systems Pharmacology* 4(2), 127-134, February 2015.

Chen Y, et al.

Physiologically-based pharmacokinetic modeling to predict drug-drug interactions involving inhibitory metabolite: A case study of amiodarone. *Drug Metabolism & Disposition* 43(2), 182-189, February 2015.

Olivares-Morales A, et al.

Analysis of the impact of controlled release formulations on oral drug absorption, gut wall metabolism and relative bioavailability of CYP3A substrates using a physiologically-based pharmacokinetic model. *European Journal of Pharmaceutical Sciences* 67, 32-44, January 2015.

Hynes S, et al.

Evaluation of the likelihood of a selective CHK1 inhibitor (LY2603618) to inhibit CYP2D6 with desipramine as a probe substrate in cancer patients. *Biopharmaceutics & Drug Disposition* 36(1), 49-63, January 2015.

Chen Y, et al.

Physiologically-based pharmacokinetic modeling as a tool to predict drug interactions for antibody-drug conjugates. *Clinical Pharmacokinetics* 54(1), 81-93, January 2015.

T'Jollyn H, et al.

Physiology-based IVIVE predictions of tramadol from *in vitro* metabolism data. *Pharmaceutical Research* 32(1), 260-274, January 2015.

Wagner C, et al.

Predicting the effect of cytochrome P450 inhibitors on substrate drugs: Analysis of physiologically-based pharmacokinetic modeling submissions to the US Food and Drug Administration. *Clinical Pharmacokinetics* 54(1), 117-127, January 2015.

Schipani A, et al.

Use of *in vitro* to *in vivo* extrapolation to predict the optimal strategy for patients switching from efavirenz to maraviroc or nevirapine. *Clinical Pharmacokinetics* 54(1), 107-116, January 2015.

Čulen M, et al.

Development of *in vitro-in vivo* correlation/relationship (IVIVC/IVIVR) modeling approaches for immediate release formulations using compartmental dynamic dissolution data from 'Golem'—a novel apparatus. *BioMed Research International* vol. 2015, Article ID 328628, January 2015.

2014 INDEPENDENT APPLICATIONS OF SIMCYP

Marsousi N, et al.

Prediction of metabolic interactions with oxycodone via CYP2D6 and CYP3A inhibition using a physiologically-based pharmacokinetic model. *CPT: Pharmacometrics & Systems Pharmacology* 3(12), 1-8, December 2014.

Lu C, et al.

Assessment of cytochrome P450-mediated drug-drug interaction potential of orteronel and exposure changes in patients with renal impairment using physiologically-based pharmacokinetic modeling and simulation. *Biopharmaceutics & Drug Disposition* 35(9), 543-552, December 2014.

Ainslie GR, et al.

Assessment of a candidate marker constituent predictive of a dietary substance-drug interaction: Case study with grapefruit juice and CYP3A4 drug substrates. *The Journal of Pharmacology and Experimental Therapeutics* 351(3), 576-584, December 2014.

Zhao W, et al.

First dose in neonates: Are juvenile mice, adults and *in vitro*-in silico data predictive of neonatal pharmacokinetics of fluconazole? *Clinical Pharmacokinetics* 53(11), 1005-1018, November 2014.

Wetmore B, et al.

Incorporating population variability and susceptible subpopulations into dosimetry for high-throughput toxicity testing. *Toxicological Sciences* 142(1), 210-224, November 2014.

Hens B, et al.

Gastrointestinal transfer: *In vivo* evaluation and implementation in *in vitro* and in silico predictive tools. *European Journal of Pharmaceutical Sciences* 63, 233-242 October 2014.

Cristofaletti R & Dressman JB

Use of physiologically-based pharmacokinetic models coupled with pharmacodynamic models to assess the clinical relevance of current bioequivalence criteria for generic drug products containing ibuprofen. *Journal of Pharmaceutical Sciences* 103(10), 3263-3275, October 2014.

Kogure N, et al.

Prediction of the extent and variation of grapefruit juice-drug interactions from the pharmacokinetic profile in the absence of grapefruit juice. *Biopharmaceutics & Drug Disposition* 35(7), 373-381, October 2014.

Xia B, et al.

Physiologically-based pharmacokinetic modeling for assessing the clinical drug-drug interaction of alisporivir. *European Journal of Pharmaceutical Sciences* 63, 103-112, October 2014.

Ball K, et al.

Comparing translational population-PBPK modeling of brain microdialysis with bottom-up prediction of brain-to-plasma distribution in rat and human. *Biopharmaceutics & Drug Disposition* 35(8), 485-499, September 2014.

Li J, et al.

Complex disease-, gene-, and drug-drug interactions: Impacts of renal function, CYP2D6 phenotype, and OCT2 activity on veliparib pharmacokinetics. *Clinical Cancer Research* 20(15), 3931-3944, August 2014.

Treiber A, et al.

Macitentan does not interfere with hepatic bile salt transport. *Journal of Pharmacology and Experimental Therapeutics* 350(1), 130-143, July 2014.

Varma MV, et al.

Mechanism-based pharmacokinetic modeling to evaluate transporter-enzyme interplay in drug interactions and pharmacogenetics of glyburide. *American Association of Pharmaceutical Scientists Journal* 16(4), 736-748, July 2014.

Kaspera R, et al.

Investigating the contribution of CYP2J2 to ritonavir metabolism *in vitro* and *in vivo*. *Biochemical Pharmacology Research* 91(1), 109-118, June 2014.

Spanakis M & Marias K

In silico evaluation of gadofosveset pharmacokinetics in different population groups using the Simcyp simulator platform. *In Silico Pharmacology* 2(2), 1-9, June 2014.

Vieira MdLT, et al.

PBPK model describes the effects of comedication and genetic polymorphism on systemic exposure of drugs that undergo multiple clearance pathways. *Clinical Pharmacology & Therapeutics* 95(5), 550-557, May 2014.

Ke AB, et al.

Itraconazole and clarithromycin as ketoconazole alternatives for clinical CYP3A inhibition studies. *Clinical Pharmacology & Therapeutics* 95(5), 473-476, May 2014.

Poggesi I, et al.

The successes and failures of physiologically-based pharmacokinetic modeling: There is room for improvement. *Expert Opinion on Drug Metabolism & Toxicology* 10(5), 361-365, May 2014.

Sinha V, et al.

Physiologically-based pharmacokinetic modeling: From regulatory science to regulatory policy. *Clinical Pharmacology & Therapeutics* 95(5), 478-480, May 2014.

Idkaidek NM & Najib N

In silico vs. *in vivo* human intestinal permeability. *Drug Research* 64(12), 693-694, February 2014.

Khalil F & Läer S

Physiologically-based pharmacokinetic models in the prediction of oral drug exposure over the entire pediatric age range—Sotalol as a model drug. *AAPS Journal* 16(2), 226-239, March 2014.

Hsu V, et al.

Towards quantitation of the effects of renal impairment and probenecid inhibition on kidney uptake and efflux transporters, using physiologically-based pharmacokinetic modeling and simulations. *Clinical Pharmacokinetics* 53(3), 283-293, March 2014.

Nordmark A, et al.

Assessment of interaction potential of AZD2066 using *in vitro* metabolism tools, physiologically-based pharmacokinetic modeling and *in vivo* cocktail data. *European Journal of Clinical Pharmacology* 70(2), 167-178, February 2014.

Vieira ML, et al.

Evaluation of various static *in vitro-in vivo* extrapolation models for risk assessment of the CYP3A inhibition potential of an investigational drug. *Clinical Pharmacology & Therapeutics* 95(2), 189-198, February 2014.

2013 INDEPENDENT APPLICATIONS OF SIMCYP

Xu C, et al.

CYP2B6 pharmacogenetics-based *in vitro-in vivo* extrapolation of efavirenz clearance by physiologically-based pharmacokinetic modeling. *Drug Metabolism and Distribution* 41(12), 2004- 2011, December 2013.

Gibson CR, et al.

Using human recombinant UDP-glucuronosyltransferase isoforms and a relative activity factor approach to model total body clearance of larpiprant (MK-0524) in humans. *Xenobiotica* 43(12), 1027-1036, December 2013.

Zhuang XM, et al.

Identification and characterization of psoralen and isopsoralen as potent CYP1A2 reversible and time-dependent inhibitors in human and rat pre-clinical studies. *Drug Metabolism & Disposition* 41(11), 1914-1922, November 2013.

Fotaki N & Klein S

Mechanistic understanding of the effect of PPIs and acidic carbonated beverages on the oral absorption of itraconazole based on absorption modeling with appropriate *in vitro* data. *Molecular Pharmaceutics* 10(11), 4016-4023, November 2013.

Mead RJ, et al.

S[+] apomorphine is a CNS penetrating activator of the Nrf2-ARE pathway with activity in mouse and patient fibroblast models of amyotrophic lateral sclerosis. *Free Radical Biology & Medicine* 61, 438-452, August 2013.

Siccardi M, et al.

Prediction of drug-drug interactions between various antidepressants and efavirenz or boosted protease inhibitors using a physiologically-based pharmacokinetic modeling approach. *Clinical Pharmacokinetics* 52(7), 583-592, July 2013. Erratum in: *Clinical Pharmacokinetics* 52(7), 613-614, July 2013.

Cheeti S, et al.

A physiologically-based pharmacokinetic (PBPK) approach to evaluate pharmacokinetics in patients with cancer. *Biopharmaceutics & Drug Disposition* 34(3), 141-154, April 2013.

Jornil J, et al.

A poor metabolizer of both CYP2C19 and CYP2D6 identified by mechanistic pharmacokinetic simulation in a fatal drug poisoning case involving venlafaxine. *Forensic Science International* 226(1-3), e26-e31, March 2013.

Yang Z, et al.

Inhibitory effect of ketoconazole on the pharmacokinetics of a multireceptor tyrosine kinase inhibitor BMS-690514 in healthy participants: Assessing the mechanism of the interaction with physiologically-based pharmacokinetic simulations. *Journal of Clinical Pharmacology* 53(2), 217-227, February 2013.

Mao J, et al.

Prediction of crizotinib-midazolam interaction using the Simcyp population-based simulator: Comparison of CYP3A time-dependent inhibition between human liver microsomes versus hepatocytes. *Drug Metabolism & Disposition* 41, 343-352, February 2013.

Filppula AM, et al.

Autoinhibition of CYP3A4 leads to important role of CYP2C8 in imatinib metabolism: Variability in CYP2C8 activity may alter plasma concentrations and response. *Drug Metabolism & Disposition* 41(1), 50-59, January 2013.

Dumont C, et al.

Optimal sampling times for a drug and its metabolite using SIMCYP simulations as prior information. *Clinical Pharmacokinetics* 52(1), 43-57, January 2013.

Williams DP, et al.

Novel *in vitro* and mathematical models for the prediction of chemical toxicity. *Toxicology Research* 2, 40-59, January 2013.

2012 INDEPENDENT APPLICATIONS OF SIMCYP

Darwich AS, et al.

Trends in oral drug bioavailability following bariatric surgery: Examining the variable extent of impact on exposure of different drug classes. *British Journal of Clinical Pharmacology* 74(5), 774-787, November 2012.

Siccardi M, et al.

Pharmacokinetic and pharmacodynamic analysis of efavirenz dose reduction using an *in vitro-in vivo* extrapolation model. *Clinical Pharmacology & Therapeutics* 92(4), 494-502, October 2012.

Varma MV, et al.

Physiologically-based modeling of pravastatin transporter-mediated hepatobiliary disposition and drug-drug interactions. *Pharmaceutical Research* 29(10), 2860-2873, October 2012.

Mooij MG, et al.

Ontogeny of oral drug absorption processes in children. *Expert Opinion In Drug Metabolism & Toxicology* 8(10), 1293-1303, October 2012.

Ballard P, et al.

The right compound in the right assay at the right time: An integrated discovery DMPK strategy. *Drug Metabolism Reviews* 44(3), 224-252, August 2012.

Idkaidek N & Arafat T

Saliva versus plasma pharmacokinetics, theory and application of a salivary excretion classification system. *Molecular Pharmaceutics* 9(8), 2358-2363, August 2012.

Reddy MB, et al.

Impact of low-dose ritonavir on danoprevir pharmacokinetics: Results of computer-based simulations and a clinical drug-drug interaction study. *Clinical Pharmacokinetics* 51(7), 457-465, July 2012.

Orr ST, et al.

Mechanism-based inactivation (MBI) of cytochrome P450 enzymes: Structure-activity relationships and discovery strategies to mitigate drug-drug interaction risks. *Journal of Medicinal Chemistry* 55(11), 4896-4933, June 2012.

Camenisch G & Umehara K

Predicting human hepatic clearance from *in vitro* drug metabolism and transport data: A scientific and pharmaceutical perspective for assessing drug-drug interactions. *Biopharmaceutics & Drug Disposition* 33(4), 179-194, May 2012.

Tonnellier A, et al.

Screening of chemicals for human bioaccumulative potential with a physiologically-based toxicokinetic model. *Archives of Toxicology* 86(3), 393-403, March 2012.

Sinha VK, et al.

From pre-clinical to human—Prediction of oral absorption and drug-drug interaction potential using physiologically-based pharmacokinetic (PBPK) modeling approach in an industrial setting: A workflow by using case example. *Biopharmaceutics & Drug Disposition* 33(2), 111-121, March 2012.

Zientek M & Dalvie D

Use of a multistaged time-dependent inhibition assay to assess the impact of intestinal metabolism on drug-drug interaction potential. *Drug Metabolism & Disposition* 40(3), 467-473, March 2012.

Bouzom F, et al.

Physiologically-based pharmacokinetic (PBPK) modeling tools: How to fit with our needs? *Biopharmaceutics & Drug Disposition* 33(2), 55-71, March 2012.

Chen Y, et al.

Application of IVIVE and PBPK modeling in prospective prediction of clinical pharmacokinetics: Strategy and approach during the drug discovery phase with four case studies. *Biopharmaceutics & Drug Disposition* 33(2), 85-98, March 2012.

Shaffer CL, et al.

Using Simcyp to project human oral pharmacokinetic variability in early drug research to mitigate mechanism-based adverse events. *Biopharmaceutics & Drug Disposition* 33(2), 72-84, March 2012.

Chappell JC, et al.

Evaluation of methods for achieving stable INR in healthy subjects during a multiple-dose warfarin study. *European Journal of Clinical Pharmacology* 68(3), 239-247, March 2012.

Pithavala YK, et al.

Effect of ketoconazole on the pharmacokinetics of axitinib in healthy volunteers. *Investigational New Drugs* 30(1), 273-281, February 2012.

Wetmore BA, et al.

Integration of dosimetry, exposure, and high-throughput screening data in chemical toxicity assessment. *Toxicological Sciences* 125(1), 157-174, January 2012.

Boulenc X, et al.

Effects of omeprazole and genetic polymorphism of CYP2C19 on the clopidogrel active metabolite. *Drug Metabolism & Disposition* 40(1), 187-197, January 2012.

Harrison A, et al.

Case studies addressing human pharmacokinetic uncertainty using a combination of pharmacokinetic simulation and alternative first in human paradigms. *Xenobiotica* 42(1), 57-74, January 2012.

Wetmore BA, et al.

Integration of dosimetry, exposure, and high-throughput screening data in chemical toxicity assessment. *Toxicological Sciences* 125, 157-174, January 2012.

Jones HM, et al.

Application of PBPK modeling in drug discovery and development at Pfizer. *Xenobiotica* 42(1), 94-106, January 2012.

2011 INDEPENDENT APPLICATIONS OF SIMCYP

Idkaidek N & Arafat T

Effect of microgravity on the pharmacokinetics of ibuprofen in humans. *Journal of Clinical Pharmacology* 51(12), 1685-1689, December 2011.

Jayaraman R, et al.

Pre-clinical metabolism and disposition of SB939 (pracinostat), an orally active histone deacetylase inhibitor, and prediction of human pharmacokinetics. *Drug Metabolism & Disposition* 39(12), 2219-2232, December 2011.

Tortorici MA, et al.

Influence of mild and moderate hepatic impairment on axitinib pharmacokinetics. *Investigational New Drugs* 29(6), 1370-1380, December 2011.

Friedman EJ, et al.

Effect of different durations and formulations of diltiazem on the single-dose pharmacokinetics of midazolam: How long do we go? *Journal of Clinical Pharmacology* 51(11), 1561-1570, November 2011.

Damle B, et al.

Pharmacokinetics of voriconazole administered concomitantly with fluconazole and population-based simulation for sequential use. *Antimicrobial Agents & Chemotherapy* 55(11), 5172-5177, November 2011.

Ogilvie BW, et al.

The proton pump inhibitor, omeprazole, but not lansoprazole or pantoprazole, is a metabolism-dependent inhibitor of CYP2C19: Implications for coadministration with clopidogrel. *Drug Metabolism & Disposition* 39(11), 2020-2033, November 2011.

Chen Y, et al.

Determination of time-dependent inactivation of CYP3A4 in cryopreserved human hepatocyte and assessment of human drug-drug interactions. *Drug Metabolism & Disposition* 39(11), 2085-2092, November 2011.

Wong SG

Prediction of drug-drug interactions arising from mechanism-based inactivation: Key input parameters and impact on risk assessment. *Current Drug Metabolism* 12(9), 871-890, November 2011.

Berry LM, et al.

Species differences in distribution and prediction of human V_{ss} from preclinical data. *Drug Metabolism & Disposition* 39(11), 2103-2116, November 2011.

Jornil J, et al.

Risk assessment of accidental nortriptyline poisoning: The importance of cytochrome P450 for nortriptyline elimination investigated using a population-based pharmacokinetic simulator. *European Journal of Pharmaceutical Sciences* 44(3), 265-272, October 2011.

Malhotra B, et al.

Effects of the moderate CYP3A4 inhibitor, fluconazole, on the pharmacokinetics of fesoterodine in healthy subjects. *British Journal of Clinical Pharmacology* 72(2), 263-269, August 2011.

Wattanachai N, et al.

In vitro-in vivo extrapolation of CYP2C8-catalyzed paclitaxel 6 α -hydroxylation: effects of albumin on *in vitro* kinetic parameters and assessment of interindividual variability in predicted clearance. *European Journal of Clinical Pharmacology* 67(8), 815-824, August 2011.

Xu Y, et al.

Simulation of clinical drug-drug interactions from hepatocyte CYP3A4 induction data and its potential utility in trial designs. *Drug Metabolism & Disposition* 39(7), 1139-1148, July 2011.

Sinha VK, et al.

Towards a better prediction of peak concentration, volume of distribution and half-life after oral drug administration in man, using allometry. *Clinical Pharmacokinetics* 50(5), 307-318, May 2011.

Miyagi SJ & Collier AC

The development of UGT1A1 and 1A6 in the pediatric liver. *Drug Metabolism & Disposition* 39(5), 912-919, May 2011.

Judson RS, et al.

Estimating toxicity-related biological pathway altering doses for high-throughput chemical risk assessment. *Chemical Research in Toxicology* 24(4), 451-462, April 2011.

Chen Y, et al.

Utility of intersystem extrapolation factors in early reaction phenotyping and the quantitative extrapolation of human liver microsomal intrinsic clearance using recombinant cytochromes P450. *Drug Metabolism & Disposition* 39(3), 373-382, March 2011.

Nettleton DO & Einolf HJ

Assessment of cytochrome p450 enzyme inhibition and inactivation in drug discovery and development. *Current Topics in Medicinal Chemistry* 11(4), 382-403, February 2011.

Rekic D, et al.

In silico prediction of efavirenz and rifampicin drug-drug interaction considering weight and CYP2B6 phenotype. *British Journal of Clinical Pharmacology* 71(4), 536-543, April 2011.

Gandelman K, et al.

Unexpected effect of rifampin on the pharmacokinetics of linezolid: *In silico* and *in vitro* approaches to explain its mechanism. *Journal of Clinical Pharmacology* 51(2), 229-236, February 2011.

Guest EJ, et al.

Critique of the two-fold measure of prediction success for ratios: Application for the assessment of drug-drug interactions. *Drug Metabolism & Disposition* 39(2), 170-173, February 2011.

Guest EJ, et al.

Assessment of algorithms for predicting drug-drug interactions via inhibition mechanisms: Comparison of dynamic and static models. *British Journal of Clinical Pharmacology* 71(1), 72-87, January 2011.

2010 INDEPENDENT APPLICATIONS OF SIMCYP

Sinha VK, et al.

Prediction of oral absorption and drug-drug interaction potential using physiologically-based pharmacokinetic (PBPK) modeling. PSWC/AAPS Meeting New Orleans, USA, 13th-19th November 2010.

Zhao P, et al.

Applications of physiologically-based pharmacokinetic (PBPK) modeling and simulation during regulatory review. *Clinical Pharmacology & Therapeutics* 89(2), 259-267, December 2010.

Motta P, et al.

Casopitant: *In vitro* data and Simcyp simulation to predict *in vivo* metabolic interactions involving cytochrome P450 3A4. *Drug Metabolism & Disposition* 39(3), 363-372, December 2010.

Venkatakrishnan K

A quantitative framework and strategies for management and evaluation of metabolic drug-drug interactions in oncology drug development: New molecular entities as object drugs. *Clinical Pharmacokinetics* 49(11), 703-727, November 2010.

Rotroff DM, et al.

Incorporating human dosimetry and exposure into high-throughput *in vitro* toxicity screening. *Toxicological Sciences* 117(2), 348-358, October 2010.

Wang YH

Confidence assessment of predicting clinical drug interactions of mechanism-based CYP3A inhibitors using Simcyp time-based approach and a static mathematic model. *Drug Metabolism & Disposition* 38(7), 1094-1104, July 2010.

Foti RS, et al.

Selection of alternative CYP3A4 probe substrates for clinical drug interaction studies using *in vitro* data and *in vivo* simulation. *Drug Metabolism & Disposition* 38(6), 981-987, June 2010.

Polasek TM, et al.

In vitro-in vivo extrapolation of zolpidem as a perpetrator of metabolic interactions involving CYP3A. *European Journal of Clinical Pharmacology* 66(3), 275-283, March 2010.

2009 INDEPENDENT APPLICATIONS OF SIMCYP

Xu L, et al.

Prediction of human drug and drug interactions from time-dependent inactivation of CYP3A4 in primary hepatocytes using a population-based simulator. *Drug Metabolism & Disposition* 37(12), 2330-2339, December 2009.

Polasek TM, et al.

Assessment of inter-individual variability in predicted phenytoin clearance. *European Journal of Clinical Pharmacology* 65(12), 1203-1210, December 2009.

Wong H, et al.

Preclinical assessment of the absorption, distribution, metabolism and excretion of GDC-0449 (2-chloro-N-(4-chloro-3-(pyridin-2-yl)phenyl)-4-(methylsulfonyl)benzamide), an orally bioavailable systemic Hedgehog signalling pathway inhibitor. *Xenobiotica* 39(11), 850-861, November 2009.

De Groot MJ, et al.

Understanding CYP2D6 interactions. *Drug Discovery Today* 14(19-20), 964-972, October 2009.

Gibson CR, et al.

Prediction of Phase 1 single-dose pharmacokinetics using recombinant cytochromes P450 and physiologically-based modeling. *Xenobiotica* 39(9), 637-648, September 2009.

Foti RS, et al.

In vitro inhibition of multiple cytochrome P450 isoforms by xanthone derivatives from mangosteen extract. *Drug Metabolism & Disposition* 37(9), 1848-1855, September 2009.

Espié P, et al.

Physiologically-based pharmacokinetics (PBPK). *Drug Metabolism Reviews* 41(3), 391-407, August 2009.

Fahmi OA, et al.

Comparison of different algorithms for predicting clinical drug-drug interactions, based on the use of CYP3A4 *in vitro* data: Predictions of compounds as precipitants of interaction. *Drug Metabolism & Disposition* 37(8), 1658-1666, August 2009.

Caldwell GW, et al.

ADME optimization and toxicity assessment in early- and late-phase drug discovery. *Current Topics in Medicinal Chemistry* 9(11), 965-980, August 2009.

Jornil J, et al.

Identification of cytochrome P450 isoforms involved in the metabolism of paroxetine and estimation of their importance for human paroxetine metabolism using a population-based simulator. *Drug Metabolism & Disposition* 38(3), 376-385, March 2010.

Berry LM, et al.

Prediction of V(ss) from *in vitro* tissue binding studies. *Drug Metabolism & Disposition* 38(1), 115-121, January 2010.

Chu V, et al.

In vitro and *in vivo* induction of cytochrome p450: A survey of the current practices and recommendations: A Pharmaceutical Research and Manufacturers of America (PhRMA) perspective. *Drug Metabolism & Disposition* 37(7), 1339-1354, July 2009.

Grimm SW, et al.

The conduct of *in vitro* studies to address time-dependent inhibition of drug-metabolizing enzymes: A perspective of the Pharmaceutical Research and Manufacturers of America (PhRMA). *Drug Metabolism & Disposition* 37(7), 1355-1370, July 2009.

Thelingwani RS, et al.

In vitro and *in silico* identification and characterization of thiabendazole as a mechanism-based inhibitor of CYP1A2 and simulation of possible pharmacokinetic drug-drug interactions. *Drug Metabolism & Disposition* 37(6), 1286-1294, June 2009.

Hyland R, et al.

In vitro and *in vivo* glucuronidation of midazolam in humans. *British Journal of Clinical Pharmacology* 67(4), 445-454, April 2009.

Zhao P, et al.

Quantitative evaluation of pharmacokinetic inhibition of CYP3A substrates by ketoconazole: A simulation study. *Journal of Clinical Pharmacology* 49(3), 351-359, March 2009.

Emoto C, et al.

Utilization of estimated physicochemical properties as an integrated part of predicting hepatic clearance in the early drug-discovery stage: Impact of plasma and microsomal binding. *Xenobiotica* 39(3), 227-235, March 2009.

Summerfield S & Jeffrey P

Discovery DMPK: Changing paradigms in the eighties, nineties and noughties. *Expert Opinion on Drug Discovery* 4(3), 207-218, March 2009.

Badwan A, et al.

Enhancement of oral bioavailability of insulin in humans. *Neuro Endocrinology Letters* 30(1), 74-78, March 2009.

Grime KH, et al.

Mechanism-based inhibition of cytochrome P450 enzymes: An evaluation of early decision-making *in vitro* approaches and drug-drug interaction prediction methods. *European Journal of Pharmaceutical Sciences* 36(2-3), 175-191, February 2009.

2008 INDEPENDENT APPLICATIONS OF SIMCYP

Hyland R, et al.

Maraviroc: *In vitro* assessment of drug-drug interaction potential. *British Journal of Clinical Pharmacology* 66(4), 498-507, October 2008.

Westerhoff HV, et al.

Integrating systems approaches into pharmaceutical sciences. *European Journal of Pharmaceutical Sciences* 35(1-2), 1-4, September 2008.

Karalis V, et al.

Bioavailability and bioequivalence: Focus on physiological factors and variability. *Pharmaceutical Research* 25(8), 1956-1962, August 2008.

Foti RS, et al.

Metabolism and related human risk factors for hepatic damage by usnic acid containing nutritional supplements. *Xenobiotica* 38(3), 264-280, March 2008.

Bouzom F & Walther B

Pharmacokinetic predictions in children by using the physiologically-based pharmacokinetic modeling. *Fundamentals of Clinical Pharmacology* 22(6), 579-587, December 2008.

McGinnity DF, et al.

Integrated *in vitro* analysis for the *in vivo* prediction of cytochrome P450-mediated drug-drug interactions. *Drug Metabolism & Disposition* 36(6), 1126-1134, June 2008.

Fowler S & Zhang H

In vitro evaluation of reversible and irreversible cytochrome P450 inhibition: Current status on methodologies and their utility for predicting drug-drug interactions. *The AAPS Journal* 10(12), 410-424, June 2008.

Allan G, et al.

Pre-clinical pharmacokinetics of UK-453,061, a novel non-nucleoside reverse transcriptase inhibitor (NNRTI), and use of *in silico* physiologically-based prediction tools to predict the oral pharmacokinetics of UK-453,061 in man. *Xenobiotica* 38(6), 620-640, June 2008.

Youdim KA, et al.

Application of CYP3A4 *in vitro* data to predict clinical drug-drug interactions: Predictions of compounds as objects of interaction. *British Journal of Clinical Pharmacology* 65(5), 680-692, May 2008.

Dong JQ, et al.

Applications of computer-aided pharmacokinetic and pharmacodynamic methods from drug discovery through registration. *Current Computer-Aided Drug Design* 4(1), 54-66, March 2008.

Rakhit A, et al.

The effects of CYP3A4 inhibition on erlotinib pharmacokinetics: Computer-based simulation (Simcyp) predicts *in vivo* metabolic inhibition. *European Journal of Clinical Pharmacology* 64(1), 31-41, January 2008.

2007 INDEPENDENT APPLICATIONS OF SIMCYP

De Buck SS & Mackie CE

Physiologically-based approaches towards the prediction of pharmacokinetics: *In vitro-in vivo* extrapolation. *Expert Opinion on Drug Metabolism & Toxicology* 3(6), 865-878, December 2007.

Einolf HJ


Comparison of different approaches to predict metabolic drug-drug interactions. *Xenobiotica* 37(10-11), 1257-1294, October-November 2007.

Riley RJ, et al.

Time-dependent CYP inhibition. *Expert Opinion on Drug Metabolism & Toxicology* 3(1), 51-66, February 2007.



SIMCYP



About Certara

Certara accelerates medicines using proprietary biosimulation software, technology and services to transform traditional drug discovery and development. Its clients include more than 2,000 biopharmaceutical companies, academic institutions, and regulatory agencies across 62 countries.

For more information visit www.certara.com or email sales@certara.com.